

A Publication of the  
EFO Collectors' Club  
APS Affiliate #103  
ATA Chapter #94

[www.efocc.org](http://www.efocc.org)

# The EFO Collector



April - June 2009 Volume XXVII No. 4 (Whole Number 155) ISSN 1099-7377



## Don Price's Priceless Bi-Color Exhibit



### Inside This Issue

Joseph Monteiro: Australian Perforating Errors Offered For Sale by Auctioneer Down Under

Lewis Bussey: US Postal Card S57k – The Diagonal Surcharge Errors

Don David Price: U.S. Bicolor Postage Issues

John Hotchner's Perf Orations: Connections

Jim McDevitt Presents Auction 116

7	From Your Editor	3
11	Letters to the Editor	3
14	Exhibiting EFOCC Members	5
21	President's Message	24
25	Treasurer's Report	24
	Secretary's Report	24
	EFOCC Member Post	24



*To Err is Human, To Find is Divine*



# Upside down or grounded, Siegel sells them best.



*Robert A. Siegel*

AUCTION GALLERIES, INC.

For information about our auctions or to request a copy of the next sale catalogue and newsletter, please contact:  
Robert A. Siegel Auction Galleries, Inc., 60 East 56th Street, 4th Floor, New York, N.Y. 10022  
Phone (212) 753-6421 Fax (212) 753-6429 E-mail: [stamps@siegelauctions.com](mailto:stamps@siegelauctions.com)

For on-line catalogues, prices realized and the Siegel Encyclopedia

**[www.siegelauctions.com](http://www.siegelauctions.com)**



## From Your Editor

Finally, Don Price's efforts to put some color into *The EFO Collector* are bearing fruit. I can't wait to see how the printed issue will finally look.

We had been looking at publishing in color already for several years. Two years ago, we asked several printers, and the difference between black and white and color was substantial. Recently, however, two things changed. First, the printer we used for many years raised the price of printing in black-and-white. Second, we came across a printer, Moosehead Communications (see below), that was competitive in price. Having said that, this issue is probably an exception, as it will contain more color pages than the issues we are likely to print in the near future. In the upcoming issues we are more likely to have 4-8 color pages. This issue is an experiment. Printing in color does affect your Editor's work. It is not as simple as replacing black-and-white images with color ones. I process most images electronically in an image processing program. Color images are generally more difficult to process, in the sense that the added dimension of color narrows my options to make images "look better." For example, it is easier, when working with black-and-white pictures, to change the contrast ratio of an image. From our authors' perspective, this means that they have to give me better quality material to work with, so that the material provided will look good with less electronic manipulation. In this issue, we are lucky to have excellent quality material provided by Don. I hope that in the next issue, I can show your submission! Why not?

Best,

Cemil



## MOOSEHEAD COMMUNICATIONS, INC.

of Greenville, Maine, is pleased to add *The EFO Collector* to the over two dozen philatelic journals which we print and distribute worldwide.

We also print and distribute non-philatelic newsletters and journals, direct mail, and offer a full range of traditional printing services.

May we help you with your printing needs? Call (207) 695-3163 or email to eparker@hughes.net.

## Letters to The Editor

### EXPONET – Internet-based Stamp Exhibits

Dear Sir,

The internet address <http://www.exponet.info> features a permanent, international, non-competitive exhibition named EXPONET. It is intended as a public display of high quality exhibits from all philatelic areas and time periods.

Are you interested in participating in this exhibition with your exhibit? Do you know of others who would be?

The aim of the organizers of EXPONET is to provide a permanent presentation of high quality exhibits so as to facilitate on-line study for visitors throughout the world. We do not intend to compete with traditional exhibits, but rather to enable on-line viewing for everybody, regardless of distance, and thus take part in the support and propagation of philately.

We will be grateful for every form of support or calling attention to EXPONET, and particularly for helping bring exhibitors to this showcase. Your support is key to our efforts.

We look forward to working with you!

Best regards,

Milan Cernik & Bretislav Janik

icernik@volny.cz      janik@japhila.com

### More Internet-based Material

Hello,

Our club has postmarks with errors. Please check them out on our website :

<http://www.freewebs.com/abetsky65/souvenircovers.htm>

You may relay this information with your members and interested collectors may contact : ALBERTO Z. ALCALA, St. John Street, Reymar Compound, 4301 Lucena City, Philippines



## Douglas Weisz U.S. Covers

### *Buying and Selling*

- **POSTAL STATIONERY:**  
Cut Squares, Entires, Postal Cards
- **FLIGHTS:** CAM, FAM, Catapult, Zeps, Lindbergh
- **QUALITY FIRST DAY COVERS**
- **POSTAL HISTORY, NAVAL EVENTS, WWII PATRIOTICS, INAUGURALS.**

P.O. Box 1458-F, McMurray, PA 15317

773-914-4332 . E-Mail: [weiszcovers@yahoo.com](mailto:weiszcovers@yahoo.com)

**WWW.DOUGLASWEISZ.COM**

## ALL CONTENTS COPYRIGHTED © 2009 BY THE EFO COLLECTORS' CLUB.

Authors and contributors have express permission to reuse of their material elsewhere without permission. Except for material reprinted herein, or material individually copyrighted by the author, material herein may be reprinted elsewhere as long as full credit is given to **The EFO Collector**, citing the issue date and number and giving the address of the EFOCC Secretary. ♦ **The EFO Collector** is published quarterly, in March, June, September and December. The submission deadline for any issue is the 15<sup>th</sup> of the month preceding the issue, e.g. 2/15, 6/15, 8/15 and 11/15. Send or e-mail editorial material directly to the Editor. Sample copies of **The EFO Collector** are available for \$3 from the Secretary. ♦ Membership includes subscription to **The EFO Collector**. Membership fees are as follows:

	Members with addresses in the U.S. or Canada	Members with addresses elsewhere
One year's dues	\$17.00	\$34.00
One year membership renewal	\$17.00	\$34.00
Two year membership renewal	\$32.00*	\$64.00*
Life membership	\$300.00†	\$450.00

Please make membership renewal checks to "EFOCC" and mail to Treasurer. Charges can be paid via PayPal, subject to a convenience fee, e-mail Editor for details. [\*] Each additional year prepaid at the same time is \$15/\$30. [†] \$240 for those older than 65.

## EFOCC Officers (2008-2010)

President	Don David Price Rua Freitas Reis 17, 2750-357 Cascais, Portugal
Vice-President	John M. Hotchner POB 1125, Falls Church, VA 22041
Auction Director	CWO Jim McDevitt 3561 Country Ct. North, Mobile, AL 36619-5335
Treasurer	David Hunt 45 Fairway Drive, Denver, PA 17517
Secretary	Stan Raugh 4217 8 <sup>th</sup> Avenue, Temple, PA 19560
Editor	Cemil Betanov 153 Claudy Lane, New Hyde Park, NY 11040
Club	Nancy B. Clark
Member-at-Large	P. O. Box 427, Marstons Mills, MA 02648-0427
Club	Jerome V. V. Kasper
Member-at-Large	P. O. Box 3470, Clovis, CA 93613-3470
Advertising Director	Don David Price Rua Freitas Reis 17, 2750-357 Cascais, Portugal

## EFOCC Member Post Submission Form

Every EFOCC member is entitled to three free 35 word listings per year in the EFOCC Member Post. To use your free listing, please complete this form, and mail it to the Editor. If you wish, you can also e-mail your request to the Editor.

---



---



---



---

## Help With Members' New Projects Submission Form

If you would like a free listing in **The EFO Collector** to help you with a new EFO project, please complete this form and mail it to the Editor. If you wish, you can also e-mail your request to the Editor.

I am looking for

---



---

Name, address, e-mail:

---



---



---

## Advertising Rates

Advertising for **The EFO Collector** will be accepted at the following rates:

	Per Issue	Per 4 Issues
Full page	\$35.00	\$128.00
Half page	\$21.00	\$80.00
Quarter page	\$12.00	\$44.00
Address page, 4i x 4i	\$16.00	\$60.00
Inside of front or back cover	\$55.00	\$200.00
2 page center spread	\$65.00	\$240.00
Classified ads, per word	\$0.08	\$0.28

First insertion must be fully prepaid. The four-issue rate must be fully paid in advance. The deadline for ad copy is the 15<sup>th</sup> of the month preceding the issue. Advertising, ad payments, and related inquiries should be directed to the Advertising Director or Editor. Please make checks payable to "EFOCC".

ddprice98@hotmail.com

E-mail me & I'll  
telephone you  
Phone: (202) 216-5855

jmhstamp@verizon.net

cwouscg@aol.com

Phone: (251) 607-9253  
Fax: (251) 607-9253  
Phone: (717) 445-9420

dhhunt@ptdprolog.net

trex@bigplanet.com

Phone: (610) 921-5717

CemilB@optonline.net

Phone: (516) 849-6604

nbc@cape.com

Phone: (508) 428-9132

jerome.kasper@gmail.com

ddprice98@hotmail.com

E-mail me & I'll  
telephone you



*Congratulations to our Exhibitor Members!*

## Your Editor Needs Urgently Material for The EFO Collector

I hope you enjoy The EFO Collector. Remember that this journal appears because you contribute the material. One of the most satisfying aspects of stamp collecting is the activity of sharing one's most prized items with fellow collectors. Why don't you share your philatelic knowledge, stamp and philatelic friendship stories, pictures of your prized items with your fellow EFOCC members? Being published in The EFO Collector is easy, and your Editor is on standby to assist you. For guidelines, look up the instructions on our website, at <http://www.efocc.org/TheEFOCollector/AuthorGuidelines.php>. You are also welcome to drop a note to your Editor (address on page 4), and he will be happy to mail you a printed copy of the guidelines. You will get immense satisfaction from seeing your stories and stamps in print!

*Do it today, while you are thinking of it!*

What Can You Expect From

## SCHIFF AUCTIONS

When You Consign  
Your U.S. or Worldwide  
Stamps, EFOs & Covers?



1. **YOUR COLLECTION** will be carefully examined, lotted and accurately described by our professionals.
2. **OUR WORLDWIDE CLIENTELE**, developed over sixty years, will competitively bid for your stamps and covers.
3. **YOU CAN SELECT** the auction dates best suited for your consignment.
4. **OUR EXTENSIVE ADVERTISING** in publications throughout the U.S., Europe & Asia will lure buyers for your properties.
5. **WE PROVIDE INSURANCE** by Lloyds of London as soon as your collection is delivered to us or our bonded employee.
6. **WE PERSONALLY DISCUSS** your collection with you to advise how you can achieve the most financially rewarding results.
7. **OUR LOW COMPETITIVE COMMISSION RATES** make us partners to secure the best results.

SEND A STAMPED SELF-ADDRESSED NO. 10 SIZE ENVELOPE FOR OUR COMPLIMENTARY BROCHURE "HOW TO AUCTION YOUR STAMPS AND COVERS".

### OVER 60 YEARS SERVING STAMP COLLECTORS

CONTACT US BY MAIL, TELEPHONE OR FAX BEFORE SENDING STAMPS & COVERS.  
WE WILL TRAVEL FOR CONSIGNMENTS OF SPECIAL VALUE.  
WE ALSO PURCHASE OUTRIGHT.

#### AUCTION CATALOGS BY MAIL

	N. America Address	Overseas Address
Catalogs & Prices Realized, 1 Year	\$10.00	\$18.00
Catalogs Only, 1 Year	\$7.50	\$15.00
1 Sample Catalog & Prices Realized	\$1.00	\$2.00
1 Sample Catalog	\$1.50	\$2.00

*Catalogues picked up at our office are complimentary*

#### AUCTION #325 & ELITE XXXI

AUGUST 26-27, 2009

- THEN -

#### AUCTION #326

NOVEMBER 11-12, 2009

BOTH AT KNIGHTS OF COLUMBUS HALL  
RIDGEFIELD PARK, NJ

*NOW ACCEPTING CONSIGNMENTS*

## JACQUES C. SCHIFF, JR., INC.



195 Main St., Ridgefield Park, NJ 07660 USA  
Telephone: 201-641-5566 FAX: 201-641-5705  
Est. 1947 Licensed & Bonded Auctioneers



# Australian Perforating Errors Offered For Sale by an Auctioneer

## Down Under Joseph Monteiro

Over the years, an auctioneer in Australia has offered a number of perforating errors for sale. Perforating errors are usually interesting conversation pieces and most of them are classified as major errors. The two types of perforating errors that unambiguously fall into this group of major errors are full and part imperforate errors. They are typically the most expensive errors of this group. Another type of perforating error, misperforated errors are not always accepted as major errors, though they are often the most informative and provide invaluable information about the perforating process. This enables philatelists to adopt a more educational and analytical approach to philately.

One can follow one of two approaches: One can follow a more theoretical approach by describing various types of perforators and how they operate and then apply this body of information to various groups of perforating errors that fall into each group [1]; or one can follow a less theoretical approach and adopt a more casual discussion and describe each perforating error and what it teaches us [2].

In this article, the second approach will be used to review several perforating errors offered for sale by an auctioneer in Australia over the period 1999-2007.

## Perforating Errors

### 24¢ Tasmania Tiger (Thylacine) Stamp



In September 2003, Rex & Fair Philatelists (Australia) Pty. Ltd. (hereinafter referred to as R&F) offered a pair of imperforate 24¢ stamps for sale in his auction catalogue. It was described as follows: “1981 24¢ Tasmania Tiger Imperf pair SG 788A VF (P) ... Est. ... \$400” [3]. The Tasmania Tiger (Thylacine) is an endangered species in Australia. It probably derives its name from its yellow colour in the front of its body and its black and white strips on its back but looks more like a coyote. This pair of horizontal stamps is fully imperforate on all four sides as shown in the illustration. From the illustration, it is very difficult to guess the cause of this error. It could be from a fully imperforate pane or from a pane that was partly perforated. Nor can any information be extracted about the type of perforator that was used.

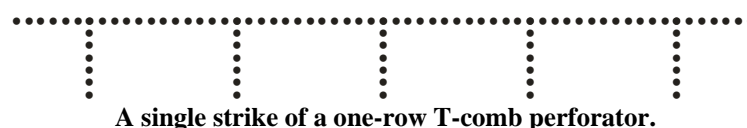
A month earlier, in a previous auction R&F offered the same 24¢ Tasmania Tiger (Thylacine) stamps for sale. Those stamps, however, were misperforated and described in the auction catalogue as follows: “1981 24¢ Thylacine Remarkable misplaced perfs block of 8 Scarce SG902 (P) ... Est. ... \$475” [4]. This misperforated block of stamps is extremely interesting and far more educational. First, it tells philatelists that the



perforator began perforating the sheet of stamps correctly, and then made two strikes at a slant. Second, it indicates the type of perforator that was used: a T-comb (variation). Third, a one-row T-comb perforator was used. Fourth, the stamps were perforated in the up or down direction, as opposed to a sideways motion. Fifth, non-constant designs appear in each row and column occur because the perforator struck the pane of stamps at a slant. Sixth, the perforator corrected itself after making two misperforated strikes.

### What is a T-comb Perforator?

The perforating pin arrangement in a T-comb perforator resembles a rake or a comb, or a string of T's upside down or in the reverse direction. Each strike of the comb perforates 3-sides of each stamp in one row of the sheet. A T-comb perforator is also referred to as a *one-row T-comb perforator*. This means that the perforator perforates three sides of each stamp. A strike of a one-row T-comb perforator looks as follows:




A single strike of a one-row T-comb perforator.

After each strike, the sheet is moved up by the perforator a distance of one row of stamps in preparation for the next strike until it reaches the bottom row of stamps to be perforated.

A *two-row T-comb perforator*, unlike a one-row T-comb perforator, consists of a perforating pin arrangement in the form of two rows. Each strike of the comb perforates all four sides of each stamp in the first row perforated and two sides of each stamp in the second row perforated. A strike of a two-row T-comb perforator looks as follows:





**A single strike of a two-row T-comb perforator.**

A misalignment in the perforation occurs when the sheet has not moved correctly. This is likely to occur at the corner of the stamp on the vertical side. A misalignment of the perforation enables one to distinguish between the types of comb perforators used. A one-row T-comb perforator may produce a misalignment at the edge of each stamp and a two-row T-comb perforator after two stamps.

In Australia, a variation of the basic T-comb perforator is also used. The comb has a perforation below the horizontal row of perforation and a corresponding perforation less at the top. This means that the perforator perforates three sides less one perforation of each stamp and one perforation of the row of stamps below it. A strike of the *upside-down T-comb perforator* used in Australia looks as follows:



**A single strike of a modified one-row T-comb perforator.**

A misalignment is likely to occur one perforation before the corner of the stamp in the vertical direction. A one-row T-comb perforator may produce a misalignment at one perforation before the edge of each stamp and a two-row T-comb perforator after two stamps.

#### **Why Did This Misperforating Error Occur?**

It appears that after the first two strikes were made correctly the sheet of paper became twisted or skewed during the perforating process. That is, for some unknown reason, one side of the paper did not move completely forward. One possible explanation is that the person or machine feeding the paper into the perforator held one side of the paper too tightly, preventing its movement. Thereafter, the paper was released and the movement once again proceeded normally.

#### **40¢ Navigator Stamp (1966)**



In a December 1999 postal auction, R&F offered a 40¢ misperforated stamp from the Navigator set for sale. The auction catalogue described this stamp as follows: “1966 Tasman Spectacularly misplaced perfs rare (P) SG 398. ... Est. ... \$225” [5]. The illustration provided is one of a single stamp. As a result, a limited amount of interesting information can be inferred though the misperforation is interesting. First, the horizontal perforation is shifted down to cut part of the top of the design of the stamp. Second, the vertical perforation is shifted to the left to cut part of design on the right of the stamp, in such a manner that part of the value at the top right appears

on the left of the stamp, (i.e., the perforations pass between 40, so that the value of the stamp on the right is 4 and the 0 appears on the left of the stamp). Third, the horizontal perforation slope downward from left to right. Fourth, the vertical perforation slope from right to left from the top.

These facts tell philatelists a few things: First, that a comb perforator was used and not a line perforator. Second, the perforating pins in the rows and columns were placed perpendicular to each other, so that a slope in the horizontal perforation implies a slope in the vertical perforation. Third, one cannot say for certain by viewing the illustration whether the sheet was perforated with a slope and a shift.



In September 2002, R&F offered a vertical pair of these misperforated stamps for sale. The auction catalogue described these stamps as follows: “1966 Tasman superb vertical pair dramatically misplaced perfs rare & VF (P) SG 398. ... Est. ... \$800” [6]. This pair provides additional information:

Fourth, a T-comb perforator (variation) was used. Fifth, the sheet of stamps were perforated vertically (not sideways), probably from top to bottom. Sixth, the initial misperforation offered for sale was from the left side of the pane or from a left pane. Seventh, stamps from the lower rows of the pane are likely to have the entire value of the stamp missing on the right in the rightmost columns of the pane. Eighth, the stamp in the left column of the pane will have only the value 4 in the top few rows at the right and no value on the left of the stamp, and stamps in the bottom of the column will have no value at all in the bottom rows on the right or left as there will be a blank white selvage on the left.

#### **What is a Line Perforator?**

A line perforator perforates the horizontal perforation and vertical perforations independently. In other words, the horizontal perforations are perforated and then the vertical perforation, or vice versa. The perforator consists of a rod with wheels attached by screws to a perforating rod. The teeth in the wheels perforate the stamps as the sheet of stamps move under it. The wheels on the perforating rod can be shifted to deal with stamps of different sizes.

## 9d Platypus Stamp (1937)



The selvage of this stamp was misperforated and this was described in the auction catalogue as follows: “1937 9d Platypus pair faulty perforations (P) SG 173. ... Est. ... \$150” [7]. This 9d platypus stamp in grey-black colour is from the 1937 definitive series issued by Australia. The misperforation in the selvage is interesting because it has specific implications.

First, it tells philatelists that a comb-perforator was used. Second, it indicates that a T-comb perforator was used. Third, it indicates that the misperforation was caused because of a paper fold, which could have been above or under the pane of stamps when it was being perforated. Fourth, it indicates that the paper fold occurred after the sheet of stamps was printed but before it was perforated, assuming the fold was above the sheet of stamps. Fifth, it tells philatelists that the paper fold bisects the angle formed between the two lines of horizontal perforation at the bottom selvage.

A reprint of this stamp was also found fully imperforate. The auction catalogue states: “1941 9d Platypus vertical imperf pair VF rare (P) SG 190. ... Est. ... \$800” [8]. The illustration of the pair is not very enlightening, as we cannot tell from it whether it came from an entire pane or from part of a pane that was imperforate.

## 6d Kooka Stamp (1940 & 1942)



The 6d Kooka stamp was issued in 1940 as part of a definitive series. A few of these stamps were discovered partially perforate and described in the auction catalogue of R & F as follows: “1940 6d Kooka B of 6 Imperf at right 4 units MLH Rare piece (P) SG 189. ... Est. ... \$400” [9]. This part imperforate error imparts particular information.

First, it tells philatelists that a comb perforator was used. Second, it indicates that a T-comb perforator was used. Third, the sheet of stamps was perforated sideways, from left to right. Fourth, one should be cautious about purchasing such an error, as the imperforate side does not have too wide a margin and the error could be a result of a perforation shift. The perforations could have been trimmed off, making it look like a partially imperforate error. Therefore, in absence of additional evidence, one should exercise caution.



Later in 2001, R & F offered another misperforate from a reprint of the stamp. The catalogue described it as follows: “1942 6d Kooka attractive imprint B of 4 with misplaced perfs in south west corner plus selvage stuck to the reverse scarce SG 189 (P) SG189. ... Est. ... \$120” [10]. It is interesting because it provides more information if the same perforating process was used. From this misperforation, philatelists learn the following additional facts:

Fourth, the reprints of this stamps were perforated by a T-comb perforator from right to left. This is suggested from the alignment of the pins in the rows and succeeding rows. Fifth, the perforations in the selvage were caused by a misplaced strike of a paper. Sixth, it tells philatelists, regarding the perforation in the selvage, that this is a result of a freak strike of a perforator and not a result of a paper fold, for if it was a result of a paper fold one would expect perforations joining the two additional sets of perforation and horizontal perforations of the last row to be a straight line.

I tried to obtain information from my Australian contacts about the perforator used in the 1940s but was not successful, so my comments in this area should be viewed with caution.

## 2½d Mitchell Stamp (1946)



The 2½d stamp honouring Mitchell was issued in 1946. The R&F catalogue described it as follows: “1946 2½d Mitchell imperf B of 4 very fine (P) SG216. ... Est. ... \$600” [11]. It is a fully imperforate block of four. The imperforate provides philatelists with the following limited information.

It appears to be from the top of the pane given the illustration. However, it is not known how this imperforate happened, that is, whether it was from a sheet that was partially perforate or not. However, additional information from another auction indicates that other such imperforates were offered for sale with a wide vertical selvage, suggesting that this error was likely from a fully imperforate pane.



## 18¢ Kingford Smith Stamp (1978)



This 18¢ stamp pays tribute to Kingford Smith and was issued in 1978. The R&F catalogue described it as follows: “1978 18¢ Vertical Pair imperf Kingford Smith (P) SG658. ... Est. ... \$250” [12]. It is a fully imperforate pair, and, like the previous imperforate, it imparts philatelists even less information.

## 18¢ and 45¢ Jubilee Pair (1977)



In 1977, Australia issued stamps in commemoration of the 25<sup>th</sup> Anniversary of Her Majesty Queen Elizabeth II's Jubilee. Imperforates of the 18¢ and 45¢ were found and were offered for sale by R&F. These errors were described in his catalogue as follows: “1977 18¢ Jubilee pair imperf SG645 (P) SG645 ... Est. ... \$200” and “1977 45¢ Jubilee pair imperf SG646 (P) SG646 ... Est. ... \$300” [13]. These stamps are fully imperforate. They provide philatelists with the following limited information: First, they appear to be from the top of the pane given the illustrations. Second, the price differential between the two errors suggests that the 45¢ imperforate is scarcer than the 18¢ imperforate.

## 1s Lyre Bird (1942)

The one shilling Lyre Bird is part of a definitive series of stamps issued by Australia Post. R & F offered a block of fully imperforate stamps for sale and described it in his catalogue as “1941 1/- Lyre imperforate B of 4 VF rare 2MLH SG191(P) SG 191. ... Est. \$900” [14]. Similar imperforates from an earlier printing were also offered for sale. The catalogue described it as follows: “1937 1/- Grey Green Lyre imperf B of 4 VF rare (P) SG 174. ... Est. \$800” [15]. These two are fully imperforate blocks of four from the rightmost columns of stamps in the pane.



First, like the previous fully imperforate stamps, it provides philatelists with little information that can be inferred. It is likely that these stamps came from a fully imperforate pane which would suggest that the minimum number of imperforates found would likely be equal to the number of stamps printed per pane (i.e., 100), or more, if the entire sheet of stamps were imperforate. In this latter case, the number of imperforates would equal to the number of stamps per sheet. Third, it is likely that these imperforates were from the left pane of the sheet, as evident from the second imperforate because of a cutting line that is visible on the right. I believe that there are two fine lines in the gutter separating the panes, for cutting the right and left panes.

## 1s6d Hermes (1937)



In 1937, Australia Post issued a 1 shilling 6 pence stamp depicting Hermes. A unique perforating error was discovered that was described by F & R in his sale catalogue as: “1937 KGVI 1/6 Hermes McCracken imprint B of 4 BW 168 Double Perf at base. This imprint block unique (P). ... Est. ... \$2000 [16]. The last row of stamps midway has double vertical perforations.

First, it tells philatelists that a comb perforator was used. Second, it indicates that a T-comb perforator was used. Third, the sheet of stamps was perforated from top to the bottom, and not sideways. Fourth, after the last strike was made, the sheet of stamps did not move fully or the perforator descended faster than the pane moved and made an incorrect strike creating double vertical perforations from the middle of the stamp to the end of the selvage and a horizontal row of perforations at the edge of the selvage. Fifth, the last incorrect strike was made with a slight shift to the right as is evident from the vertical perforations.

## Conclusion

In this article, we examined a few interesting perforating errors offered for sale by R&F. Examining these perforating



errors permits philatelists to discover information about the stamps' production that is generally not disclosed when the stamp is issued. Thus, careful examination of errors allows us to widen our body of knowledge about these stamps' production methods.

It also enables philatelists to theorize why these errors occurred and to distinguish genuine errors from fakes. It thus serves to enrich the hobby and to place it on a sound intellectual foundation on which to build a logical, rationale and educational approach to philately, thereby enabling philatelists to better appreciate this fine hobby.☺

### Bibliography

[1] Monteiro, Joseph: *Perforating Errors of Postage Stamps in Canada (1953-2007) – An Analysis*, 2007, pp 1-407.  
 [2] Monteiro, Joseph: *Canadian Postage Stamp Errors of The Elizabeth II Era – Other Perforating Errors (1953-2003)*, 2007, pp 1-407.  
 [3] Rex & Fair Philatelists (Australia) Pty. Ltd.: *Postal Bid Sale No. 246*, September 12, 2003.  
 [4] Rex & Fair Philatelists (Australia) Pty. Ltd.: *Postal Bid Sale No. 245*, August 8, 2003.

[5] Rex & Fair Philatelists (Australia) Pty. Ltd.: *Postal Bid Sale No. 202*, December 24, 1999..  
 [6] Rex & Fair Philatelists (Australia) Pty. Ltd.: *Postal Bid Sale No. 235*, September 27, 2002.  
 [7] Rex & Fair Philatelists (Australia) Pty. Ltd.: *Postal Bid Sale No. 200*, October 29, 1999.  
 [8] Rex & Fair Philatelists (Australia) Pty. Ltd.: *Postal Bid Sale No. 220*, July 13, 2001.  
 [9] See [7].  
 [10] Rex & Fair Philatelists (Australia) Pty. Ltd.: *Postal Bid Sale No. 218*, May 18, 2001.  
 [11] Rex & Fair Philatelists (Australia) Pty. Ltd.: *Postal Bid Sale No. 201*, November 29, 1999.  
 [12] Rex & Fair Philatelists (Australia) Pty. Ltd.: *Postal Bid Sale No. 208*, June 16, 2000.  
 [13] Rex & Fair Philatelists (Australia) Pty. Ltd.: *Postal Bid Sale No. 224*, November 2, 2001.  
 [14] Rex & Fair Philatelists (Australia) Pty. Ltd.: *Postal Bid Sale No. 214*, December 8, 2000.  
 [15] Rex & Fair Philatelists (Australia) Pty. Ltd.: *Postal Bid Sale No. 206*, April 21, 2000.  
 [16] Rex & Fair Philatelists (Australia) Pty. Ltd.: *Postal Bid Sale No. 210*, August 18, 2000.

\*\*\*\*\*

# US Postal Card S57k – The Diagonal Surcharge Errors

Lewis Bussey

*Editor’s Note: This article appeared in the January-February 2009 issue of Postal Stationery, the bimonthly publication of the United Postal Stationery Society (UPSS). Information about the UPSS can be obtained at <http://www.upss.org>. Lewis Bussey is Immediate Past President of the UPSS and Editor of the 2005 U.S. Postal Card Catalog. Many thanks to Member Scott Shaulis for proposing this article for publication in The EFO Collector and to the UPSS for permission to do so.*

With a mutual interest in the 1952 surcharged Jefferson card, Rev. Charles Doll and I corresponded by e-mail this year. He was working on an exhibit of the revalues, and I had sent him a copy of my exhibit of the same that was shown in Indianapolis this last summer.


Recently he provided the two cards pictured in the Nov-Dec 2008 *Postal Stationery* Shoebox (pg. 170). Viewed as a work in progress, I hope to answer his questions (number of cards and their location within a sheet) as this article unfolds.

### Some Background

When the 1952 U.S. postal card rate changed, the POD was already producing quantities of the 2¢ Franklin in singles and sheets, while nearly 6,500,000 full sheets of 1¢ Jefferson cards were left on hand in distribution centers. Sheets were primarily sold to businesses for commercially printed advertising and formwork. Once collected in the New York, Washington, San Francisco and Chicago POD facilities, the Jefferson 40 card sheets were surcharged to reflect the new rate.

Each sheet, already trimmed down, was only 32.5” high by 22” wide. It was reported (*PS* Nov-Dec 1989, pg 165, by Robert Stendel) that Chicago used at least one 42” Miehle press – operating at 55,000 sheets a day. This translates into 29 days for 1.625 million sheets! Add to that surcharged Lincoln and Message-Reply cards. Apparently the presses were sufficiently wide enough to accommodate a misaligned sheet,

as we haven’t seen any cards either mangled or with edge damage. It is evident that very few mistakes (split surcharge, inverts and diagonals) slipped through, most likely overlooked in production cases distributed.



**Figure 1: Normal placement of surcharge on block of 20 cards (½ sheet).**

Horizontal electrotype strips of four dies across, in a set-up of identical strips ten high, were used to surcharge the sheets. The dies for strips are identifiable based on rudimentary “serifs” that appear (or don’t) on the “D” in “DEPT.” (i.e. Type 1 has no serifs, Type 2 has a top serif, Type 3 has a bottom serif, and Type 4 has both a top and bottom serif).

While locating a single Jefferson card's position within any sheet (known as "plating") is virtually impossible due to the uniform printing, surcharged cards themselves narrow the possibilities. Full sheets of surcharged cards exist showing that in each of all four columns, from left to right, the Types are arranged: 3,4,2,1 (Postal Stationery, Jan-Mar 1996, pp. 43-45, by Harold Stral) [Fig. 1].

## Old Thoughts

The UPSS postal card catalog information is based on George Martin's first report in the 1955 PCC (of which he was editor):

*"One sheet of cards is known to have received a diagonal surcharge, having been improperly placed in the press."*

Not owning a diagonal surcharge myself, I've trusted this 50 year-old listing for some time. The description was clarified in 1965 to 18 mint cards in a ½ sheet, and in 1975 the listings added an "unused" copy (presumably not one of the 18?). Only in 1995 were mint cards valued while fixing a long-standing accounting oversight.

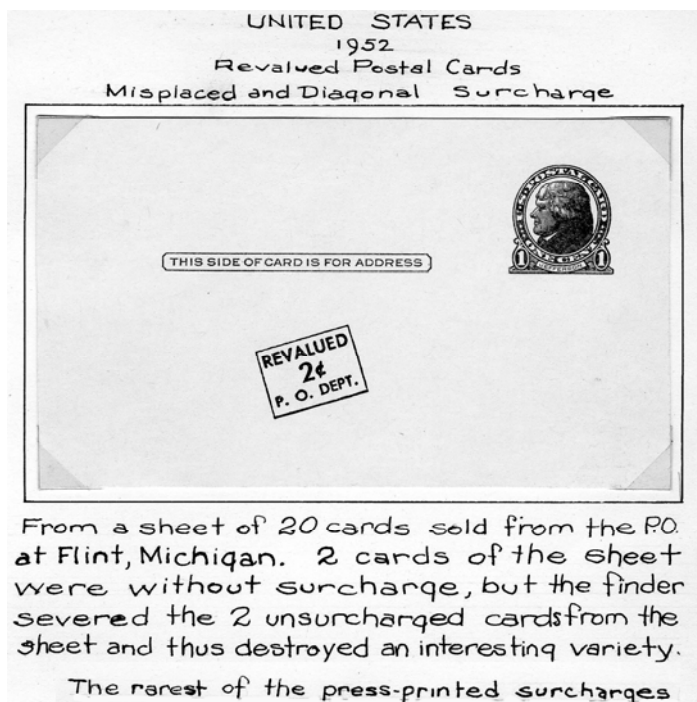


Figure 2: Martin's album page (reduced).

I was aware of Jack Beachboard's three mint cards sold by Bennett in March 2001. Described as a "sixth of the total find of eighteen", they exhibited surcharges angled at a  $20\frac{1}{4}$  degree clockwise rotation (Truthfully, the sheet was rotated counter clockwise, but it is easier to describe as stated.). A Nutmeg sale (2001) showed yet another mint example. Doll's pair with printed addresses, while perhaps reporting two more unused copies, began poking further holes in the "½ sheet of mint cards" theory.

Then Bill Geijsbeek started asking questions (are the mint cards "mint", surviving examples, discovery timing), and provided a copy of Martin's own write-up page (c. 1960) and mint card [Fig. 2]. Reflected is the same information acknowledged up to today – that 18 mint cards were created.

My problem was that Martin's card showed a  $17\frac{1}{2}$  degree counterclockwise rotation. At this point I started and refined some overlay diagrams to plate the known examples.

## Overlay Diagrams and Analysis

For any diagonally surcharged card, given an accurate surcharge "angle" and an identified "serif", an overlay diagram can be developed that shows a possible position of that card. Because of the rotation and surcharge Type, each card's position should be unique. When Martin's card is positioned it is easy to replicate a ½ sheet that also leaves two non-surcharged cards, adding credence to the original report of 18 [Fig. 3].

Beachboard's and Nutmeg cards were positioned on a second overlay [Fig. 4]. Three more mint cards recently reported ("B.S."), including a Bennett auction of March 2006 showing an eighth mint example, were inserted very easily. We have the evidence that at least two sheets were erroneously surcharged.

## New Information and Direction

Now come Doll's pair of cards pictured in the Shoebox article. Although we can assume the 18 "Martin" cards as well as the "Beachboard" cards are mint, Doll's pair is printed on the face and reverse side ("A booking of your film ..."), and may be similar to the "unused" listing that appears in the PCC.

Exhibiting a  $20\frac{1}{4}$  degree counterclockwise rotation, Doll's pair cannot be from the Martin sheet unless a freak fold during the surcharge process gave way to both angles on a single sheet. As further evidence "Martin" cards were reported found in Flint MI, while "Doll" cards are addressed for New York, well removed from the Chicago distribution area. Nor can they be, with a CCW rotation, from the Beachboard sheet, although with an intriguing identical but mirrored rotation angle. The conclusion is the Doll pair is from yet a third misprinted sheet.

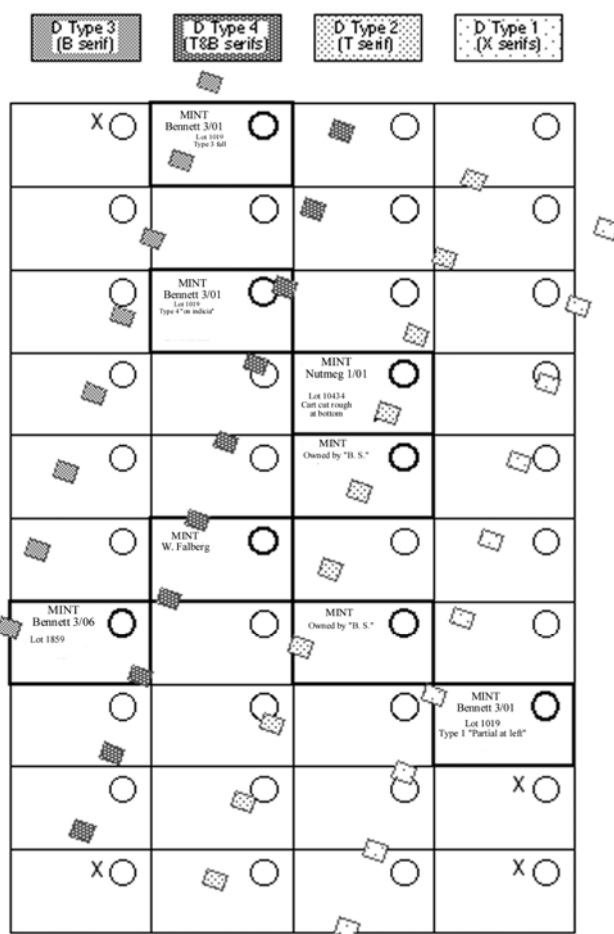
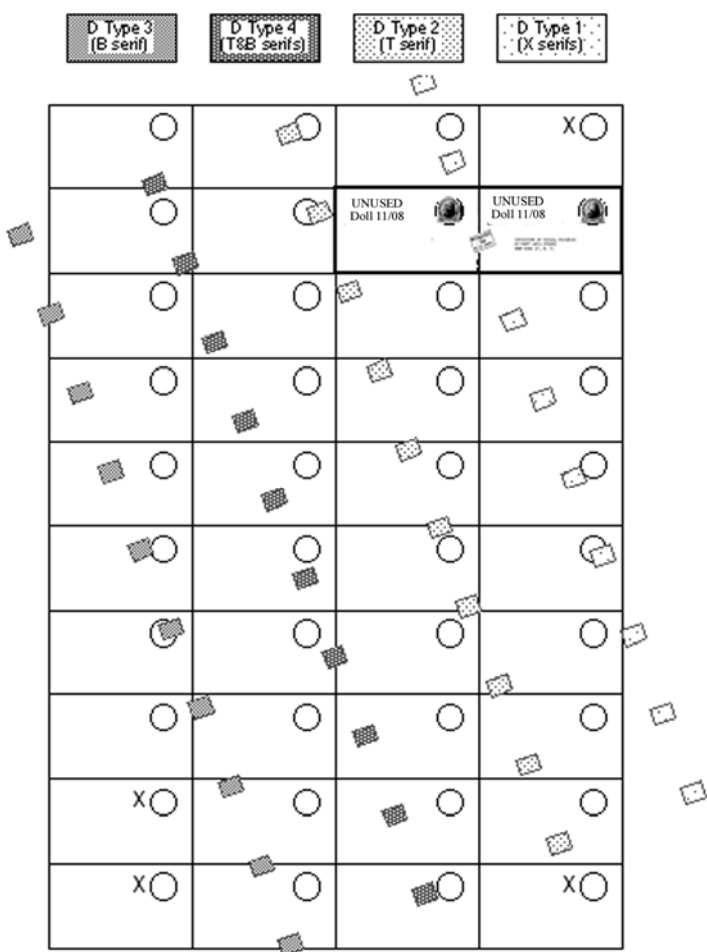
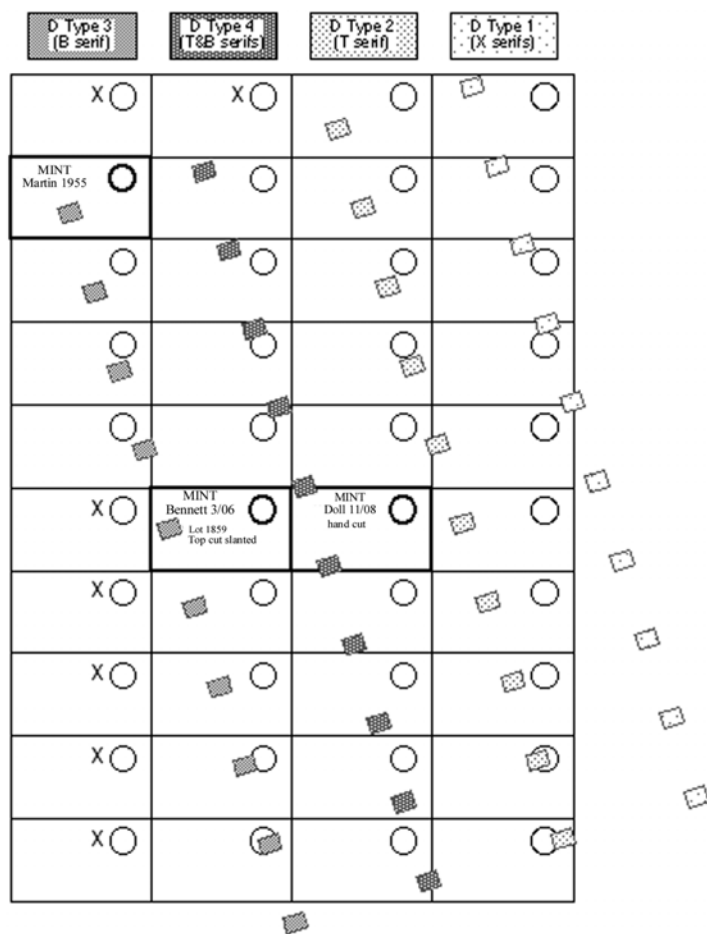
Doll's pair, as I opined, does come from the far right sheet column (a Type 1 surcharge cannot have another surcharge to its right). When projected on a third diagram that maximizes the number of surcharged cards, the Doll pair can be positioned accurately to its presumed location [Fig. 5]. It seems there could be a lot more cards from this sheet.

Once publicly sold, sheets could be broken down into ½ sheets of 20 for easier reverse form printing by a small shop printer. Bill Geijsbeek suggested that printing was by addressograph machine, but that would mean single card printing. The pair could easily have been from printed blocks of 10 (or theoretically vertical strips of 5 similar to rail freight formwork), then cut into singles before discovery of the misaligned surcharges.

Can we find either a used copy, or perhaps a 2c Franklin that has the same return address and reverse printed form, that would help identify the place of use?

## Other Cards Fall Into Place

Doll then provided me a mint surcharged card of the same style and rotation as the Martin card. I've been able to position this on the bottom half of the Martin sheet, along with another mint card shown in the Bennett sale of March 2006 [Fig. 3].



**Figure 3 (upper left):** The “Martin” sheet. Full sheet of 40 with surcharges rotated 17½ degrees counterclockwise.

**Figure 4 (above):** The “Beachboard” sheet. Full sheet of 40 with surcharges rotated 20¼ degrees clockwise.

**Figure 5 (left):** The “Doll” sheet. Full sheet of 40 with surcharges rotated 20¼ degrees counterclockwise.

Both have some irregular edge evidence indicating that they were not machine cut from the sheets. Are these two cards, with identical rotations, really from the bottom half of the “Martin” sheet? If so, then an additional 20 cards, some with surcharges, some without, exist. If not, then there may yet be a fourth misprinted sheet.

### Lingering Thoughts

How many cards exist is the question, as well as their value. Only “collector’s” singles are known at this point. What cannot be determined at this stage is if any sheet cards were cut off and either discarded or postally used, perhaps with added postage and thrown away. Quite frankly, we don’t know how many of these cards were either redeemed back to the post office or got out the back door or have just been lost over time. Somewhere 17 other originally reported mint cards may exist, perhaps in multiples.

For each of the diagrammed sheets of 40, arrangements show that a minimum of 4 cards would show no surcharge at all, while up to 18 cards could receive a complete single surcharge. The remaining 18 cards could receive split or partial surcharges like Doll’s pair and others exhibit. Of course there could be considerably less if the

*(continued on page 27)*



# U.S. Bicolor Postage Issues Don David Price

*Editor's Note: Starting with this issue, we are please to present excerpts of Don David Price's award winning exhibit on U.S. Bicolor postage issues.*

*Don exhibit has been shown several exhibits, and attained the following awards:*

- *Hartford, APS StampShow (August,2008): Gold*
- *China 2009 World Stamp Exhibition: 91, Gold*
- *IBRA 2009 (Essen, Germany): 93, Gold, with Honors*
- *Bulgaria 2009, European Philatelic Exhibition (Sofia, Bulgaria): 95, Large gold*



Figure 1: Detail from page 15. Note the reversed vignette and the second partial vignette impression on the upper right.



Figure 2: Detail from page 16. Large die essay signed by engraver.



Figure 3: Detail from page 20. Strong shift of the vignette upward and to the left.



Figure 4: Detail from page 20. "Specimen" handstamp.



# U.S. Bicolor Postage Issues of 1869, 1873 & 1901

## Objective

The objective of this exhibit is to illustrate the results of the difficulties encountered in printing early line-engraved bicolor postal issues using the intaglio printing method. The issues of 1869, 1873 and 1901 reflect the first three actual printings of the United States bicolor postage stamps.

## Production

Bicolor production necessitated that each color plate be printed separately, and each stamp sheet be passed through the printing press twice: once for the frame and once for the vignette. The printers had difficulties not only in aligning the frames and vignettes, but in the case of the inverted varieties, with keeping the stamp sheets right side up. These postage issues were produced by three different printers: The National Bank Note Company (1869), The Continental Bank Note Company (1873), and The Bureau of Engraving and Printing (1901). Each experienced similar production problems.

## Vignette Double Printed, One Inverted



PFC, repaired

One of three recorded examples

## Background

The exhibit features examples of all known U.S. Bicolor Postage Issues produced in the first three Bicolor printing periods including numerous frame and vignette misregistrations and misalignments. Many of the examples are quite rare with only a few surviving examples recorded, such as this 1869 Issue 15¢ type II with a double printing of the vignette, one inverted shown above. Other illustrations are of more common varieties and are included to present a complete picture of the bicolor issues.

For each issue, items are presented which fully illustrate the story including essays and original artwork, proofs, specimens, singles, multiples, varieties, cancellations and postal history.

## Organization

The exhibit is divided into three main sections, utilizing a chronological format that traces the design, production and usages of the bicolor issues. The exhibit begins with an overview of the 1869 Pictorial Definitive bicolor issues. Next, the 1873 high-value State Department Officials are presented, including plate proofs with inverted vignettes. The remaining frames trace the Pan-American Exposition Issue of 1901.

### Exhibit Organization

#### I. The Pictorial Issue of 1869

- A. 15¢ Value
- B. 24¢ Value
- C. 30¢ Value
- D. 90¢ Value

#### II. The Official Issue of 1873

- A. State \$2 Value
- B. State \$5 Value
- C. State \$10 Value
- D. State \$20 Value

#### III. The Pan-American Issue of 1901

- A. 1¢ Value
- B. 2¢ Value
- C. 4¢ Value
- D. 5¢ Value
- E. 10¢ Value



## Essays

The 1869 Pictorial Issue was printed by the National Bank Note Company of New York under contract with the United States Post Office Department. This was the first U.S. issue for which more than one color was used to print a stamp. Due to increased costs, only the four high values (15¢, 24¢, 30¢ and 90¢) were printed in two colors.



Die Essay on India paper of vignette only depicting the Landing of Columbus



Large die essay on India paper with American Bank Note Company imprint, vignette and frame printed in one color. Signed by the engraver, James Smillie.

### The Only Recorded Example

Separate printing plates were prepared for the frame and vignette. In this instance, the blue vignette was printed first. On the lower example, the ink was allowed to dry, and then the frame was printed in blue to complete the design.



## Plate Proofs

### Type II



Vignette plate number 23 and National Bank Note Imprint.

### Type III



Shifted to Left



Shifted to Right



Shifted to Right in varying degrees

Plate proofs are impression taken from finished plates. They differ from the issued stamps chiefly in their superior impression and the type of printing paper. There are sometimes slight variations of color. Normally, the frame and vignette are perfectly aligned on plate proofs, as in the Type II example. However, this is not so on the Type III, where the vignette is shifted dramatically. No plate proofs were made of the Type I design.



## Die and Plate Proofs

### 1915 Panama-Pacific Small Die Proof



2½mm by 3mm margins, on yellowish wove paper

**Only 3-5 sets were produced**

### Plate Proofs

India Paper



Vignette centered perfectly  
within the frame  
National Bank Note Company Imprint



Vignette shifted to the right

Compare these two plate proof examples: even though the pressmen took extra care when making plate proofs, as they were often used for presentations, it was impossible to perfectly align the vignette within the frame. The comparison of these two plate proof blocks demonstrates the difficulty that was encountered in correctly producing the first U.S. bicolor issue.

## Vignette Shifts on the Issued Stamp

### Mint and Used Singles



Mint  
Vignette shifted up



PFC

Vignette perfectly  
aligned  
Shown for Comparison



PSE

Vignette shifted dra-  
matically to the left



PFC

Vignette shifted  
barely to the left  
Red NYFM Cancel

### Used Multiple



Block of Four  
Vignettes barely shifted upwards  
Perforations poorly aligned to design



## Plate Proofs

### India Paper



Vignette shifted upwards  
and to the right



Vignette shifted dramatically to  
top right

### Card Proofs with “Specimen” Overprints



PFC

“Specimen” handstamp  
reading down  
Perfectly aligned vignette



PFC

Smaller “Specimen”  
handstamp reading up  
Perfectly aligned vignette

### The only recorded examples of each “Specimen” type

The two plate proofs above are of unknown origin, and show how the vignette should be placed within the frames. The overprints above feature two different type fonts and print sizes of the word “Specimen”. These were printed by the American Bank Note Company starting in 1879 by order of the Post Office Department.

# Perf Orations: Connections

John M. Hotchner

P.O. Box 1125, Falls Church, VA 22041, [jmhstamp@verizon.net](mailto:jmhstamp@verizon.net)

Like most of us I suspect, I began collecting our own nation's stamps, and somewhere along the line picked up EFO collecting as an interesting sidelight. For me, it rapidly became a principal focus - especially those that had to do with the perforation (and rouletting) process.

But I've gradually expanded my EFO collecting to include material that connects to many of the fun collections I have formed. It surely makes them more interesting, and more attractive, both to collectors, and others (grandchildren, for instance) who I am trying to get interested in the hobby.



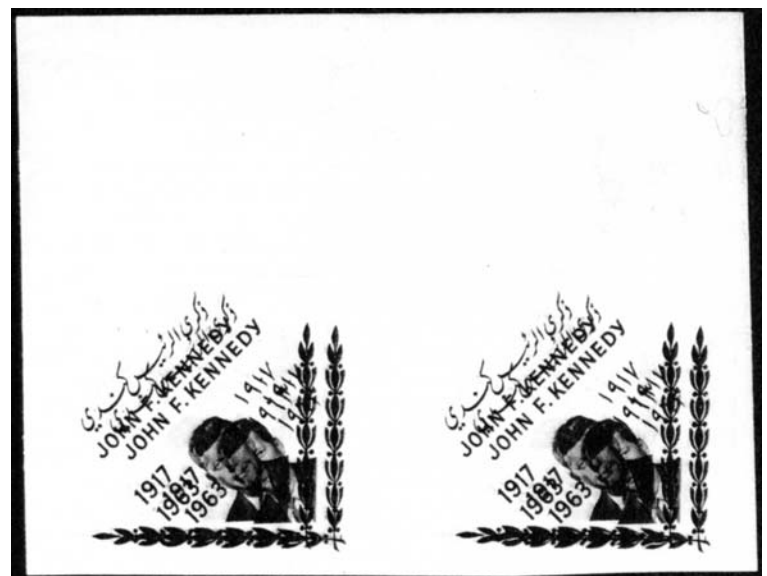

Take, for instance, my collection of stamps of the world that relate to the eradication of Malaria. Two favorite examples are illustrated here: First, Guinea's set of three stamps featuring the mosquito was issued in 1962. From Malaria specialist Larry Fillion I recently got a set with the mosquito inverted. They are not listed in Scott, or anywhere else that I know to look.



The country of Yemen, at the time of World Malaria Year, in 1962 and shortly thereafter, was in transition. The result was that stamps of the era were sometimes overprinted with information reflecting new rulers, and this was often done in haste and with little quality control. There are FREE YEMEN overprints on the Malaria year pair of issues, which can be found with thick and thin letters. And, shown here, there are double overprints, one of which is inverted, on both the set and the souvenir sheet.

Another of my collections is mourning stamps and covers. To qualify as a mourning issue, the stamps have to be inscribed in black or have a black border, and they have to have been issued within a year of the passing of the subject. Going again

The EFO Collector



to Yemen, John Kennedy's death in November, 1963 resulted in a plethora of issues worldwide, but none any more unusual than Yemen's triangular overprints on an earlier space set. For this set I have an overprint essay on thin ungummed paper (shown here), and some proof material printed on both sides on



the thicker paper used for the actual issue. One example with the triangle doubled, one inverted, is shown here. Maybe 15 years ago I thought it might be fun, in retirement, to collect a totally off the wall country. I had a chance to buy a large collection of Yemen, with lots and lots of varieties. I put it up on a shelf thinking one day I would get to it. Maybe next year!

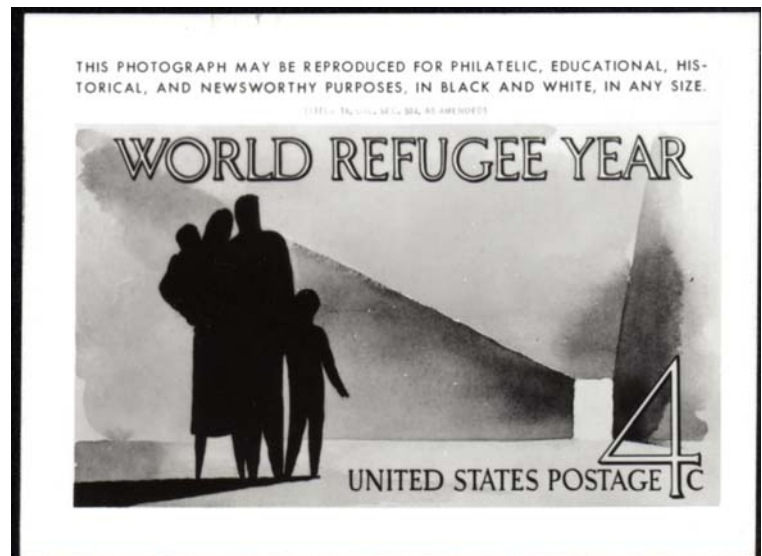


My first specialized collection - begun in 1960 — is World Refugee Year. Two examples from this collection are shown. The first is one example from a set of four surcharged Lincoln stamps. The proper surcharge includes the dates 1959-1960 as the third line of the overprint, as seen on the right stamps. The error, at left, replaces the dates with another "centimes", also seen as the fifth line of the normal overprint. All four stamps of the set are known with this flaw, but Scott has not seen fit to list the variety. I knew of it, but was not able to find a set until last year, when one came up in the Haiti Philatelic Society's mail auction.

Finally, the US issued a World Refugee Year stamp, in gray and black on April 7, 1960. The only freak I have ever seen on this stamp is a wiper problem, with too much ink being removed from the engraved plate. As can be seen here, the figures on the right hand stamp have lost much of their black ink. Another sidelight to this issue are the differences between the publicity photo released pre-issue by the Post Office Department, and the stamp as issued.

The final art makes small changes in, among other places, the shading around the figures, increases the size of the "c" in "4c", and has a smaller white space above the horizontal bar of the "4".

The point I want to make is that there is lots of EFO material out there to make a standard collection of nearly anything into something special, and of more than ordinary interest. It is often a challenge to learn of the existence of



material you can use, and it is not always inexpensive, nor is it always plentiful. But once you locate it and make it yours, it is a great feeling to know that you have acquired something extraordinary that does not grace many other collections. And isn't that the basis of EFO collecting?

*If you have a question, or a possible topic for John to cover in a future issue, please write to him at P.O. Box 1125, Falls Church, VA 22041-0125, or e-mail him at [jmhstamp@verizon.net](mailto:jmhstamp@verizon.net).*



# President's Message Changing The Collector to Color Printing

Don David Price  
ddprice98@hotmail.com



I'm sure, for most EFOCC Members, your receiving this issue of The Collector sporting a color cover and color internal pages of articles comes as a great surprise. Publishing The Collector in color is the culmination of a major project that Cemil Betanov, our tireless Editor, and I have been working toward for many months; and we're quite happy to present it to you here.

I am honored to have my five-frame bicolour exhibit (U.S. Bicolour Postage Issues of 1869, 1873 and 1901) be used for this introductory phase of EFOCC's transformation of its quarterly publication from black and white to color. The exhibit will be featured in the next couple of issues, and I would be exceedingly happy if some of our readers sent me or Cemil comments that we can publish. You can do so with your name or anonymously; by email or postal mail. My exhibit will also be shown in its entirety on the EFOCC Website (www.efocc.org). Please feel free to comment, ask questions, and simply enjoy seeing some stamps that are truly rare errors, freaks and oddities.

I can't report that the response requested in my previous columns has been overwhelming, but I'm optimistic and hopeful that sooner or later our membership will begin to communicate with me and other members of our team. We're into this Club for you, and we'd really like to hear from more of you.

Depending on when this issue arrives in your mailbox, you still might choose to attend the APS Summer StampShow 2009, which will be held in Pittsburgh, PA, from August 6 – 9, at the David Lawrence Convention Center. Our Club will have a General Business Meeting and an Auction, and attending will give you an opportunity to meet some of the Board of Directors, and other EFOCC members who have already told us they will be attending.

Unfortunately, I won't be there; however, I plan to be at both the U.S. Philatelic Classics Society 2009 Exhibition, at the American Philatelic Center, in Bellefonte, PA, October 30 – November 1; The Collectors Club of New York One Frame Competition, held on November 11, which is open to public viewing; and the APS AmeriStamp Expo 2010, February 19 – 21, in Riverside, CA.

I urge you to attend some or all of these and other Stamp Shows in your area, or when you travel, because the shows are some of the best places to learn about our hobby, to meet other practitioners, to meet dealers and collectors of all stripes, and to just have a great philatelic experience.

I hope you enjoy this issue as much as we have enjoyed putting it together. Please patronize our advertisers, and when you do, be sure to tell them you saw their advertisement in the EFO Collector. And remember, error, freak and oddity stamps

The EFO Collector

can be found at your local post office, stamp store, stamp show or over-looked right in your own collection. So keep stamping!

Don David Price,  
President

## Treasurer's Report

David Hunt  
dhhunt@ptdprolog.net



### Report for the Quarter January 1 – March 31, 2009

Beginning balance: Dec. 31, 2008	\$6837.63
Income	Dues \$32.00
Expenses	Printing Oct-Dec issue (\$803.16)
	Mailing Oct-Dec issue (\$294.56)
	Premium for Auction (\$260.00)
	Insurance
Ending balance: September 30, 2008	\$5311.91

Respectfully submitted,  
David H. Hunt, Treasurer

## Secretary's Report

Stan Raugh  
trex@bigplanet.com



### New Members

Edward A. Kennedy	1405	Brian K. Mull	1406
19 Ranier Road		427 Ridge Road	
Effort, PA 18330-8829		Shenandoah Junction, WV	
		25442	

A warm welcome to our new Members!

## EFOCC Member Post

*Members are entitled to three free listings per year. Please mail or e-mail requests to Editor. See page 4 for submission form.*

**WANTED:** Information regarding the whereabouts of the imperforate block of 4, Scott 1039, 6¢ Theodore Roosevelt, Liberty Series, and/or information about other imperf copies of Scott 1039. Joann Lenz, PO Box 296, Sterling Hts., MI 48311; joann@stampsjoann.net.

**WANTED:** Flag and White House 6¢ or 8¢ Scott 1338, Pair with full vert. gutter btwn. noted but not priced in Scott wanted, also any Scott 1338 unusual usages. Arthur Cole, (256)882-9951 evenings or e-mail scan to artcole@att.net.



April-June 2009

# NEW DISCOVERY!

***Only known example!***

***Scott 3031 American Krestel Birds***

***Amazing color freak sheets with 2009 PF Certificates.***

Normal



3031v – light yellow application.



3031v – very light application of yellow, cyan and black, resulting in a very vivid magenta.



**Call  
now!**

**1-800-231-5926**

***This lot includes a normal pane, a second pane with a light yellow application, and a third pane which the Philatelic Foundation states: very light application of yellow, cyan and black inks resulting in a design dominated by a very vivid magenta color. All three panes \$7,500 obo.***

***Sam Houston Philatelics***

Bob Dumaine

P.O. Box 820087, Houston, TX 77282

281-493-6386 shpstamps.com



# EFOCC Auction Rules for Consignors

## Preparing Lots

Please use a blank form from a recent copy of the EFO Collector. Photocopies are fine. Please use a separate form for each lot.

Secure each lot to the front of the form; attach large lots to the reverse side. Protect all items with mounts, glassine, etc., and stiffeners, if necessary, but **be sure** item/items can be easily removed by Auction Director for examination and/or photographing. Do not use staples. Attach each item so that the description can be easily read. A simple and easy way to mount lots is to do so on dealer sales cards, or in glassines mounted face down for easy removal.

Include a reserve (minimum bid) or write "none". Lots may be revised to accurately describe items; or returned if necessary. Your name and EFOCC number must be on the consignment form, however, to preserve anonymity, these are removed from the consignment sheet before sending item to successful bidders.

Send consignments to J. E. McDevitt, 3561 Country Ct. N, Mobile, AL 36619-5335. Use **insured** or **registered** U. S. Mail.

## Consignor Fees

Consignor commission is 10% of the hammer price, with a minimum bid of 50 cents per lot.

Unsold lots incur a 50 cent fee per lot, and the consignor pays return postage and insurance.

Expenses and printing constraints make it impractical to picture every lot, especially those which are large in size. The EFOCC will exercise discretion in picturing lots.

## Consignor Special Instructions

To save postage and labor, EFOCC can automatically re-submit unsold lots with lower minimums in a future auction, **if you instruct EFOCC clearly what to do.**

If you send duplicate or very similar lots, it is consignor's responsibility to state clearly if you would like to have these placed in different sales. Generally, EFOCC places all items received in the same sale to minimize paperwork.

## Consignment/Payment Timing

EFOCC receives consignments continually and prepares them for subsequent sales, roughly on a first-in/first-out basis. However, large lots may be spread over several auctions.

After the close of each sale, unsold lots are offered to bidders on a first come-first served basis for \$1 over the reserve with no buyer's commission or postage. This increases total sales, makes more bidders happy, and sells more lots for consignors, all for very little additional effort.

EFOCC needs approximately one month after auction's closing date to determine successful bidders, prepare and mail invoices, mail lots, receive payment from winners, list after sale lots and accept their offers, etc., etc. Thus, consignors can expect to receive payment about four to six weeks after an auction closes.

Lot #	Catalog	EFOCC Auction #116 – Lot Descriptions	Cat Val	Minimum Bid
1	1237	5¢ Sciences, mint single, very nice misperforation		\$18.00
2	1304	5¢ Washington, mint, coil, miscut pair		\$8.00
3	1271	5¢ Florida Settlement, mint, black color shift		\$9.00
4	1273	5¢ John Copley, mint single, misperforated, change-of-design		\$15.00
5	1772	15¢ Int'l Year of the Child, mint single, misperforated, change-of-design		\$20.00
6	2416	25¢ S. Dakota, mint single, misperforated w/full gutter		\$15.00
7	2403	25¢ N. Dakota, mint single, extremely nice misperforation		\$22.00
8	1397	14¢ LaGuardia, mint pair, misperforated		\$18.00
9	2343	25¢ S. Carolina, mint single, misperforated, change-of-design		\$20.00
10	2046	20¢ Babe Ruth, mint single, misperforated, RARE!		\$60.00
11	2404	25¢ Washington, mint pair, misperforated		\$20.00
12	2281	25¢ Honey Bee, Mint coil pair, missing practically all of yellow in the leaves		\$20.00
13	2115fvar	22¢ Flag o/Capitol, mint imperforate pair w/nice miscut		\$35.00
14	2252	3¢ Conestoga Wagon, mint coil pair, misperforated		\$12.00
15	2154	22¢ WWI Veterans, mint single, misperforated		\$15.00
16	2165	22¢ Christmas, mint single, misperforated		\$12.00
17	2089	20¢ Jim Thorpe, mint single, misperforated		\$25.00
18	913	5¢ Netherlands, mint single, blue ink "bleed" flag's lower right		\$8.00
19	1823	15¢ E. Bissell, mint single, misperforation, change-of-design		\$18.00
20	3466	34¢ Liberty, mint coil pair, misperforated		\$15.00
21	2142	22¢ Winter Special Olympics, wonderful imperforation on a popular topic		\$50.00
22	1733	13¢ Capt. Cook, light offset impression, strong impressions not known		\$15.00
23	1759	15¢ Mars Mission. Mint single missing most of yellow and some blue		\$20.00
24	2129	8.5¢ Tow Truck, mint coil pair, misperforated		\$15.00
25	2134	14¢ Iceboat, mint coil pair, misperforated		\$15.00
26	2259	13.2¢ Coal Car, mint coil pair, misperforated		\$15.00
27	135	20¢ Official, mint coil pair, misperforated		\$15.00

# EFOCC Auction Rules for Bidders

## How to Bid

Please bid on a consignment form from a recent EFO Collector. A photocopy is fine. Include your EFOCC membership number. For new bidders and non-EFOCC members, please include your APS membership number. Sign your bid sheet to acknowledge acceptance of the EFOCC auction rules; unsigned forms can not be accepted. Submit bids to CWO Jim McDevitt, 3561 Country Ct. N, Mobile, AL 36619-5335, e-mail to cwouscg@aol.com.

## Bidding Precautions

Minimum bids are not estimates, but are true reserves established by the consignors. Bids below the listed reserve will not be accepted.

Bidders are responsible for inaccurate bids. Bids do not have to be typed, but, please, be sure numbers and amounts are clearly legible. Confirm phone and e-mail bids with a written bid sheet.

## Auction Bid Increments

Please use the following increments when bidding and/or assigning reserves to consignments. Lots are sold to the highest bidder at one advance over the second highest bid.

EFOCC reduces non-conforming bids to the next lower increment. For example, a bid of \$39.50 will be entered as \$39.00.

## Special Bidding Instructions

As the EFOCC auction is a small auction, special instructions can not be easily accommodated. EFOCC can not accept

"BUY" bids, nor "INCREASE BY...%" bids. **Please, make your final, best, and highest bid and you will get the lot at the lowest price available.**

## Bidders' Payments

A 10% buyer's premium is added to the hammer price of each lot. Buyers pay postage, plus insurance on lots valued at over \$10.00.

Payment is due upon receipt of invoice. If you will be out of town for a while just after an auction closes, or are moving to your summer home about that time, please let EFOCC know at the time you place your bids.

## Returning Lots

Within five (5) days of receipt of awarded lots, you may return any lot which is not described correctly provided such lot is still in its original condition. If an expertising certificate is a condition of bidding, please inform EFOCC of this before auction closes.

## One Final Request

Please **bid generously on donation lots** whose monies go entirely to the benefit of the EFOCC.



28	807	3¢ Jefferson, near complete pair, full gutter between		\$30.00
29	1584	3¢ Ballot Box, gutter miscut, block/4 with parts of 3 stamps from adj. pane.		\$50.00
30	1552	10¢ Christmas, mint, miscut single from bottom row of sheet		\$25.00
31	1556	10¢ Pioneer Jupiter, mint single, very nice red downward color shift		\$15.00
32	1557	10¢ Mariner Venus, mint single, black color shifted downward		\$15.00
33	1721	13¢ Peace Bridge, mint single, misperforated, change-of-design		\$17.00
34	1690	13¢ Bicentennial, mint single, extremely nice shift of blue color downward		\$12.00
35	1547	10¢ Energy Conservation, mint single, downward black color shift		\$7.00
36	1384c	6¢ Christmas, mint single, missing light green color		\$15.00
37	1824	15¢ Keller-Sullivan, mint single, extreme orange color shift		\$40.00
38	1551	10¢ Christmas, mint pair, misperfed, change-of-design		\$28.00
39	2052	20¢ Paris Treaty, mint pair, misperforated		\$18.00
40	1934	18¢ Remington, mint pair, ul corner pair, imperf top margin w/lt pin impression		\$15.00
41	1934	18¢ Remington, mint blk/4, imperf top margin, light pin impressions		\$30.00
42	825	20¢ Garfield, blk/8, web splice, double paper w/rejection marking		\$20.00
43	2045a	Medal of Honor, mint single, intaglio red omitted	\$250.00	\$170.00
44	2132	12¢ Stanley Steamer, mint coil/5, plate #2 miscut, twice on middle stamp		\$8.00
45	1869	50¢ Nimitz, mint margin pair, horizontal perforation shift		\$14.00
46	2116	22¢ Flag o/Capitol, bklt pane of 5, miscut, bottom stamp on top tab (arrow)		\$25.00
47	1854	11¢ A. Partridge, mint single, vertical perforation shift		\$18.00
48	2904c	Non-Profit, coil pair, imperf. <b>UNIQUE!</b> , a rare red counting number 04150 on gum	\$225.00	\$225.00
49	1326	5¢ Search for Peace, misperforated, change-of-design		\$22.00
50	2618	29¢ Baseball, mint single, great color shift		\$15.00
51	2635	29¢ Alaska Hwy., mint single, HUGE! Black color shift		\$30.00
52	703	2¢ Yorktown, mint single, black vignette shifted upwards		\$12.00
53	1520b	10¢ Jefferson Memorial, mint imperfed and miscut coil pair		\$20.00
54	2265	21¢ R.R. Mail Car, mint coil pair, misperforated		\$12.00
55	2463	20¢ Cog R. R., mint coil pair, imperfed between	\$95.00	\$75.00
56	C26	8¢ Airmail, single, no gum, splice w/top of image missing & grease pencil rejection		\$10.00
57	1903a	9.3¢ Mail Wagon, miscut coil pair, misplaced pre-cancel		\$20.00
58	1289	20¢ Marshall, mint pair, vert. perf shift, change-of-design		\$12.00
59	1035e	3¢ Liberty, mint pair, vertical margin misperforated		\$10.00
60	1615cf	8.4¢ Piano, coil pair, miscut and imperforate		\$40.00
61	1468	8¢ Store, mint single, all colors misregistered, hor. perf shift		\$15.00
62	716	2¢ Winter Games, blk/9, middle stamp Cloudy French "red snow ball" variety (arrow)		\$13.00
63	408	1¢ Washington, mint blk/4, cnr fold prior to gumming, leaving portion of gum on front		\$45.00
64	540	2¢ Washington, mint single, imperf top margin, w/PSE certificate		\$30.00
65	1008	3¢ Nato, mint single, heavily over inked		\$12.00
66	1906	17¢ Electric Auto, mint coil strip/6, miscut plate #2 at top		\$15.00
67	1937b	18¢ Yorktown, mint single, black engraving omitted, w/normal issue	\$187.00	\$75.00
68	1483a	8¢ Tea Party, ZIP block/4, horizontal perfs shifted upward		\$24.00
69	1947	C Stamp, misperfed coil pair		\$15.00
70	973	3¢ Rough Riders, Blk/4, fold & miscut leaves great portion of adj. pane		\$35.00
71	1727	13¢ Talking Pictures, mint single, vertical misregistration, w/normal issue		\$20.00
72	1690a	13¢ Bicentennial, mint single, light blue omitted	\$225.00	\$140.00
73	2283c	25¢ Pheasant, vert. pair, imperf between, printer's waste		\$30.00
74	538a	1¢ Washington, vert pair, imperfed horizontally	\$50.00	\$35.00
75	499	1¢ Washington, mint vert pair, hor perfs blind, down 7mm into bottom stamp		\$30.00
76	1299b	1¢ Jefferson, imperfed mint coil pair	\$25.00	\$15.00
77	1059A	25¢ Revere, mint coil pair, imperf between		\$20.00
78	3066a	50¢ Cochran, mint single, black engraving omitted	\$60.00	\$40.00
79	1789	15¢ J. P. Jones, vert. mint pair, full gutter between and color misregistered		\$35.00
80	2041	20¢ Brooklyn Bridge, mint single, BEAUTIFUL! Full offset on reverse		\$50.00
81	1731	13¢ Sandburg, mint single, misperforated		\$13.00
82	2463	20¢ Cog Railway, misperforated mint coil pair		\$15.00
83	WX88	Mint Christmas Seal, one w/misregistered red, 2nd w/full red offset on gum		\$12.00
84	1035	3¢ Liberty, mint single, perf shift, change-of-design		\$12.00
85	J81	2¢ Postage Due, cancelled, not postally used, full gum, two-way misperf		\$17.00
86	2114	22¢ Flag o/ Capitol, missing some of the blue field		\$10.00
87	1400	25¢ Giannini, mint single, misperf, ink blob, EE bars inside stamp		\$17.00
88	1894	20¢ Flag o/Supreme Court, mint single, missing almost most of black inking		\$20.00
89	2467	1¢ Kestrel, mint single, misperforated		\$9.00
90	1542	10¢ Kentucky, mint single, tan shift 3-1/2mm to left		\$16.00
91	1478	8¢ Independence, mint single, green shift down 8mm		\$25.00
92	1615c	8.4¢ Piano, coil pair, mint, miscut 3-1/2mm		\$18.00
93	1558	10¢ Bargaining, imperfed vertical mint pair, printer's waste	\$100.00	\$75.00

94	2130b	10.1¢ Oil Wagon, mint coil pair, imperforate between	\$15.00	\$10.00
95	1556	10¢ Pioneer-Jupiter, mint single, all Giori Press blue omitted	\$800.00	\$400.00
96	BK134	15¢ Roses, mint bklt 10 stamps, 2 panes, top pane two stamps partially printed		\$20.00
97	1208	5¢ Flag o/White House, blk/4, misperfed vertically		\$18.00
98	no pix	Lot of 8 different mint stamps, 1-way & 2-way misperforations		\$35.00
99	no pix	Lot of 8 different mint stamps, 1-way & 2-way misperforations		\$35.00
100	no pix	Lot of 5 different mint stamps, minor color misregistrations		\$12.00
101	no pix	Lot of mint wet print prexies, 2 blks/4, 3 singles		\$20.00
102	no pix	Lot of mint dry prexies, 4 blks/4		\$22.00



*Auction 116 closes on September 30th, 2009.*

*View auction pictures at [www.efcc.org](http://www.efcc.org)*

## US Postal Card S57k – The Diagonal Surcharge Errors (continued from page 13)

sheet was only partially entered, or shifted further to one side or another.

All cards with some surcharge show the misprint. A complete single diagonal surcharge on card, although perhaps “purer” is probably no more or less scarce than any with split or partial diagonal surcharges. I can state the 2010 [U.S. Postal Card] catalog should be updated, indicating more mint and unused copies are now known to actually exist beyond the “18”.

The EFO Collector

These diagrams will hopefully enable anyone with a S57k diagonal surcharge card to locate their item. Please continue to report yours to the editor (Wayne Menuz, [upss-ed@pacbell.net](mailto:upss-ed@pacbell.net), with a scan or photocopy of a printed reverse as well, and noting if you would like to remain anonymous). A diagrammatic update hopefully can be published in a year or so. ☺





Auction 116 closes on September 30th, 2009.  
View auction pictures at [www.efccc.org](http://www.efccc.org)





*Auction 116 closes on September 30th, 2009.  
View auction pictures at [www.efocc.org](http://www.efocc.org)*

## EFOCC Auction 115 Realizations (Closed June 30<sup>th</sup>, 2009)

Lot	Hammer	Lot	Hammer	Lot	Hammer	Lot	Hammer	Lot	Hammer	Lot	Hammer	Lot	Hammer	Lot	Hammer
1	\$5.00	2	nb	3	nb	4	\$5.00	5	\$4.00	6	nb	7	nb	8	nb
9	nb	10	nb	11	nb	12	\$10.00	13	\$7.00	14	\$16.00	15	nb	16	nb
17	\$8.00	18	\$30.00	19	\$125.00	20	\$22.00	21	\$30.00	22	nb	23	nb	24	\$4.50
25	nb	26	nb	27	nb	28	nb	29	nb	30	\$5.00	31	nb	32	\$10.00
33	nb	34	\$36.00	35	nb	36	nb	37	\$11.00	38	nb	39	nb	40	nb
41	nb	42	nb	43	nb	44	nb	45	nb	46	\$30.00	47	nb	48	nb
49	nb	50	\$30.00	51	nb	52	\$20.00	53	nb	54	nb	55	nb	56	nb
57	nb	58	\$3.00	59	\$45.00	60	nb	61	\$30.00	62	\$6.00	63	nb	64	\$5.00
65	\$7.00	66	\$10.00	67	\$9.00	68	nb	69	\$8.00	70	\$13.00	71	nb	72	nb
73	nb	74	nb	75	\$10.00	76	\$7.00	77	\$5.00	78	nb	79	\$10.00	80	nb
81	nb	82	nb	83	\$20.00	84	nb	85	nb	86	nb	87	\$49.00	88	\$30.00
89	nb	90	nb	91	\$25.00	92	nb	93	\$10.00	94	\$15.00	95	\$15.00	96	nb
97	\$20.00	98	\$10.00	99	\$18.00	100	nb	101	\$16.00	102	nb	103	\$20.00	104	nb
105	nb	106	\$10.00	107	\$20.00	108	nb	109	\$210.00						

Remember to check periodically the EFOCC website for updates!

<http://www.efocc.org>



LOT #:

[illegible]

Send consignment form(s) with lot(s) to: **EFOCC, 3561 Country Ct. N, Mobile, AL 36619-5335**

*For your protection, we recommend that you send lot(s) by registered or insured mail.*



## EFOCC Auction Bid Sheet

Name: \_\_\_\_\_ EFOCC #: \_\_\_\_\_ *New Bidders.....APS Membership appreciated: \_\_\_\_\_*

Address: \_\_\_\_\_ Phone: (\_\_\_\_) \_\_\_\_\_ **Please limit my purchases to:**

City: \_\_\_\_\_ State: \_\_\_\_\_ Zip: \_\_\_\_\_ \$ \_\_\_\_\_

**Please execute the following bids for me in EFOCC Auction # \_\_\_\_\_**


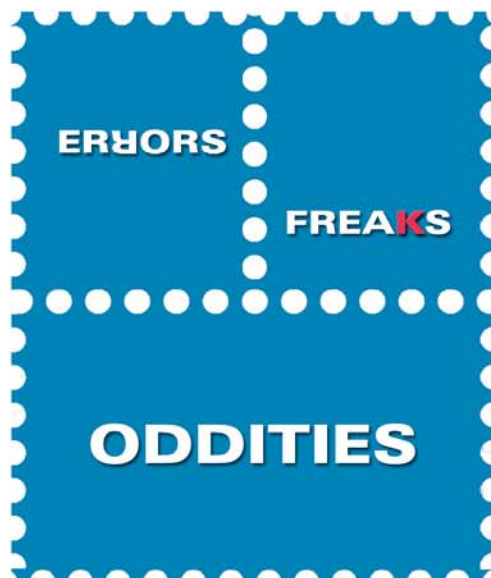
{Signature - all bid sheets must be signed} {Date}

### Earliest postmark wins tie bids!!

[illegible]

**Postage will be charged to the bidder. A 10% buyer's premium will be added to successful bids.**  
**Mail bid sheets to: EFOCC, 3561 Country Ct. N, Mobile, AL 36619—or—E-mail to [cwouseg@aol.com](mailto:cwouseg@aol.com)**

# BUY • SELL • CONSIGN



Since 1929, Regency-Superior's reputation has stood for reliability, experience and trust. As a leading philatelic auction house, Regency-Superior is in the business of helping collectors realize top market prices for their stamps and other fine collectible material.

Our 3-day Public Auctions receive international exposure with a live-bidding floor, plus lavishly illustrated, full-color catalogs, and a great, easy-to-use website.

As the official auctioneer of four major national stamp shows, Regency-Superior is known across the country and around the world for providing

**SUPERIOR SERVICE** with  
**SUPERIOR RESULTS!**

For information on how to consign or for a complimentary auction catalog, call us toll free: **(800) 782-0066** or visit our website at [www.RegencySuperior.com](http://www.RegencySuperior.com).

STAMPS • COINS • SPACE • SPORTS • HOLLYWOOD

**REGENCY SUPERIOR**

*Saint Louis, Missouri*  
229 N. Euclid Avenue  
Saint Louis, MO

*Beverly Hills, California*  
9478 W. Olympic Blvd., Ste 200  
Beverly Hills, CA 90212

EXPERIENCED  
AUCTIONEERS  
**SINCE  
1929**



**ifsdA**  
int. federation of stamp  
dealers' associations







**Introducing:**



The Most Comprehensive Retail Catalog Ever Released  
with Color Photos and Detailed Descriptions

Includes #1 to Back of the Book and Foreign Stamps

**Attention Collectors:**  
**Now Available**

The Catalog is \$10.00

Call to Reserve Your Copy Today

When you place your first \$50.00 order  
you will receive a \$10.00 credit  
so your Catalog is **FREE**

**Attention Dealers:**

Special Catalog Available Just for Dealers

**\*\*Designed with No Prices Listed  
to Share with Your Customers\*\***

*As Always Whether you are Buying or Selling  
"You will be Delighted with the Results"*

Outstanding United States Singles, Plate Blocks  
and Major Errors, Both Graded and Ungraded

1407 Ave Z, PMB 535, Brooklyn, NY 11235

[www.gemstamps.com](http://www.gemstamps.com) [www.garyposner.com](http://www.garyposner.com) [www.stampwants.com](http://www.stampwants.com)

Phone: 800-323-4279 Fax: 718-241-2801 Mobile: 917-538-8133

[GaryPosnerInc@aol.com](mailto:GaryPosnerInc@aol.com)

**GARY POSNER, Inc.**