

A Publication of the
EFO Collectors' Club
APS Affiliate #103
ATA Chapter #94

The EFO Collector



www.efocc.org

April-June 2017 Volume XLV No. 4 Whole Number 187 ISSN 1099-7377



DOKTORO ESPERANTO
IS UPSIDE DOWN...

...AND SHE IS IMPERF



Inside This Issue

Exhibiting EFOCC Members
Joseph Monteiro: A Few Major Errors on Stamps of British India
Stanley J. Robboy: Ludwik Leyzer Zamanhof, Inventor of Esperanto
Ed Silver: Added Perforations
David Hunt: My Favorite EFO
David Hunt: The Great Britain 1996 Robert Burns Set Misperf & St. Vincent Sheet Misperf
David Hunt: Auction 148 Highlights
Cemil Betanov: My Favorite EFO – Manufactured Varieties?
John Hotchner: PerfOrations: Not Spending Big Bucks – Part X
David Hunt Presents Auction 147

5	From Your Editor	3
6	EFOCC Member Post	3
9	Auction 147 Realizations	3
10	Treasurer's Report	19
11	Secretary's Report	19
12		
13		
14		
16		
20		



French booklet



TO ERR IS HUMAN, TO FIND IS DIVINE



Upside down or grounded, Siegel sells them best.



Robert A. Siegel

AUCTION GALLERIES, INC.

For information about our auctions or to request a copy of the next sale catalogue and newsletter, please contact:
Robert A. Siegel Auction Galleries, Inc., 60 East 56th Street, 4th Floor, New York, N.Y. 10022
Phone (212) 753-6421 Fax (212) 753-6429 E-mail: stamps@siegelauctions.com

For on-line catalogues, prices realized and the Siegel Encyclopedia

www.siegelauctions.com

From Your Editor



In the last couple of issues, I observed two occurrences where members responded in a way that surprised me.

The first was when I published a story about Swiss Specimen stamps (issue 184, July-September 2016). I will refer to them now properly as Swiss Trial Stamps. A few days later, I received from John Hotchner an envelope with two article clippings about them. One must have been from the sixties (yes, last century!). John must have an extremely effective filing system to find something 50-60 years after it was published. Based on the some names mentioned in them, I started to do some research, first in the APRL indexes, and using information there, using google. That led me eventually to the website of the UK-based Helvetia Philatelic Society, where a Derrick Slate had posted a complete catalog on Swiss Trial Stamps. The catalog contained a lot of valuable information, both about the trial stamps as well as Swiss stamp printers (which led to further websites with valuable information about engravers in various countries).

The catalog contained the author's e-mail address, so I sent him an e-mail. He replied promptly back, and we started an e-mail exchange. He was not a dealer, and his beef was that the Swiss trial stamps sold on marketplaces like eBay or Delcampe were overpriced. Eventually, the e-mail exchange resulted in him e-mailing me a listing of his extra material, and I ended buying some of that, including some related ephemera, at very reasonable prices. I hope to eventually show some of my acquisitions in an article. Stay tuned!

Here is an example of how you might benefit if you also share your EFO interests in **The EFO Collector!**

A second occurrence was related to my complaints in this column (last issue) about not having a local stamp club. Soon afterwards, I got an e-mail from EFOCC Member Mike Clark, inviting me to the meetings of the Norwalk Stamp Club. While I thought that the round trip to Norwalk was a stretch, I will still try to make it, maybe once a month, to meet and socialize with the folks there. A big thank you to Mike Clark!

Both of these occurrences are proof that using The EFO Collector as a communication platform for our members is both a great idea and effective. Show or write about some of your material and ask any questions you have about it. There is a good probability that another member has an answer or information about what you want to know. Such information, even if not a complete answer, can get you started about finding additional information, eventually giving you the answer you were originally looking for.

Following up on my request for editorial contributions, I would like to reiterate that my store of articles to publish is running low. As I indicated above, writing an article is not simply a service to other members, but is also an opportunity for you to collect additional information about your subjects of interest. So, please do it sooner rather than later.

...

I wish you an enjoyable summer and until next time: Happy Hunting!

Cemil



EFOCC Member Post

Send for free Auction Catalog. No buyer's fee. Victory Stamps, P. O. Box 249, Ladson, SC 29456-0249 or email to: mail@victorystamps.com

WANTED: Valuable United States Major Errors. Scott or Scott-Datz listed or new discoveries. Send photocopies or telephone me (201-343-9239, 11am-7pm). No internet. Jacques Schiff, 211 Johnson Avenue, Apr. 2G, Hackensack, NJ 07601.



EFOCC Auction 147 Realizations (Closed March 31st, 2017)

Lot	Hammer	Lot	Hammer	Lot	Hammer	Lot	Hammer
1	\$15	2	\$125	4	\$25	5	\$13
7	\$4.50	8	\$3	9	\$5.50	10	\$4.50
13	\$13	16	\$55	17	\$11	18	\$22
19	\$25	20	\$35	22	\$17	23	\$40
24	\$75	26	\$12	27	\$9	28	\$12
32	\$13	34	\$14	35	\$36	37	\$25
39	\$25	41	\$20	43	\$18	44	\$10
48	\$22	49	\$24	50	\$20	51	\$40
53	\$10	54	\$28	55	\$20	56	\$30
57	\$31	58	\$11	59	\$45	63	\$10
64	\$25	66	\$40	67	\$28	75	\$8
76	\$5.50	78	\$14	82	\$4	83	\$16
84	\$18	86	\$65	88	\$31	91	\$15
93	\$15	96	\$375	97	\$50	98	\$50
104	\$75						

Members, please note: Unsold lots from Auctions 147 are available for sale on a first come-first served basis for \$1 over the reserve price plus shipping, with no buyer's commission. Please contact the Auction Director to purchase these lots.



AS YOU ENJOY THE SUMMER, PLEASE REMEMBER THE FOLLOWING:

- YOU INTENDED TO SEND AN EDITORIAL CONTRIBUTION FOR THE EFO COLLECTOR, SO YOU MIGHT AS WELL DO IT NOW, WHILE YOU'RE THINKING ABOUT IT.

-YOU ALSO INTENDED TO TALK TO YOUR FRIEND [INSERT YOUR PHILATELIC FRIEND'S NAME HERE] ABOUT AN EFOCC MEMBERSHIP, SO REMEMBER TO DO THAT NEXT TIME YOU SEE HIM!

ALL CONTENTS COPYRIGHTED © 2017 BY THE EFO COLLECTORS' CLUB.

Authors and contributors have express permission to reuse of their material elsewhere. Except for material reprinted herein, or material individually copyrighted by the author, material herein may be reprinted elsewhere as long as full credit is given to The EFO Collector, citing the issue date and number and giving the address of the EFOCC Secretary. ♦ The EFO Collector is published quarterly, in March, June, September and December. The submission deadline for any issue is the 15th of the month preceding the issue, e.g. 2/15, 6/15, 8/15 and 11/15. Send or e-mail editorial material directly to the Editor. Sample copies of The EFO Collector are available for \$3 from the Secretary. ♦ Membership includes subscription to The EFO Collector. Membership fees are as follows:

	Members with addresses in the U.S. or Canada	Members with addresses elsewhere
One year's dues	\$20.00	\$37.00
One year membership renewal	\$20.00	\$37.00
Two year membership renewal	\$37.00*	\$70.00*
Life membership	\$350.00†	\$500.00

Please make membership renewal checks to "EFOCC" and mail to Treasurer. Charges can be paid via PayPal, subject to a \$2 convenience fee, e-mail Secretary for details. [*] Each additional year prepaid at the same time is \$17/\$33. [†] \$300 for those older than 65.

Advertising Rates

	Per Issue	Contract 4 Issues
Full page in color	\$100.00	\$328.00
Half page in color	\$80.00	\$280.00
Quarter page in color	\$65.00	\$244.00
Cover location in color	\$125.00	\$400.00
2 page center spread in color	\$150.00	\$450.00

Single insertion advertisements and from those who are not APS Members must be fully prepaid. Four-issue contract rate advertisers will be invoiced in full upon publication of their first ad. 20% discount for black & white advertising. The deadline for ad copy is the 15th of the month preceding the issue. General advertisement inquiries should be directed to the Advertising Director at moek78@msn.com. Advertisement copy related inquiries should be directed to the Editor. Ad payments should be directed to Treasurer. Please make checks payable to "EFOCC".

EFOCC Officers (2015-2016)

President	Wayne Youngblood	WYStamps@gmail.com	
Vice-President	Cemil Betanov 153 Claudy Lane, New Hyde Park, NY 11040	CemilB@optonline.net	Phone: (516) 849-6604
Auction Director	David Hunt 45 Fairway Drive, Denver, PA 17517	dhhunt@ptdprolog.net	Phone: (717) 445-9420
Treasurer	David Hunt 45 Fairway Drive, Denver, PA 17517	dhhunt@ptdprolog.net	Phone: (717) 445-9420
Secretary	Scott Shaulis P. O. Box 549, Murrysville, PA 15668-0549	scottshaulis@comcast.net	Phone: (724)733-4134
Editor	Cemil Betanov 153 Claudy Lane, New Hyde Park, NY 11040	CemilB@optonline.net	Phone: (516) 849-6604
Club Member-at-Large	Nancy B. Clark P. O. Box 427, Marstons Mills, MA 02648-0427	nbc@meganet.net	Phone: (508) 428-9132
Club Member-at-Large	Edward A. Kennedy 19 Ranier Road, Effort, PA 18330-8829	moek78@msn.com	Phone: (570) 620-2011
Advertising Director	Edward A. Kennedy 19 Ranier Road, Effort, PA 18330-8829	moek78@msn.com	Phone: (570) 620-2011

EFOCC Member Post Submission Form

Every EFOCC member is entitled to three free 35 word listings per year in the EFOCC Member Post. To use your free listing, please complete this form, and mail it to the Editor. If you wish, you can also e-mail your request to the Editor.

Help With Members' New Projects Submission Form

If you would like a free listing in The EFO Collector to help you with a new EFO project, please complete this form and mail it to the Editor. If you wish, you can also e-mail your request to the Editor.

I am looking for

Name, address, e-mail:

Exhibiting EFOCC Members

Sarasota National Stamp Exhibition 2017, February 3-5, Sarasota, FL

Alfredo Frohlich, SCADTA Airmail Stamps for SCADTA Airmail Service in Ecuador, Gold.

Garfield-Perry March Party 2017, March 23-25, Cleveland, OH

Bob Rufe, "Special" Booklet Paper Printings of 1928, Single Frame – Gold, Garfield-Perry Single Frame Third.

St. Louis Stamp Expo 2017, March 31-April 2, St. Louis, MO

Wayne Youngblood, Lost Almost: Los Alamos, NM, Post Office and WWII, Single Frame – Large Vermeil.

WESTPEX 2017, April 28-30, San Francisco, CA

Alfredo Frohlich, SCADTA Airmail Stamps for SCADTA Airmail Service in Ecuador, Large Vermeil.

Philatelic Show 2017, May 5-7, Boxborough, MA

Anthony F. Dewey, First U.N. Issue, 1951, Large Gold, MAPS Williams Turner Award, AAMS Best and Gold, PHS Grand Award.

Larry Fillion, The W.H.O.'s "The World United against Malaria" Stamp Campaign, Large Gold, ATA First.

Larry Fillion, The United Nations' 1962 Malaria Eradication Set for "The World United against Malaria" Campaign and Their FDCs, Large Gold, UNPI Silver, AFDCS Best Exhibit.

Anthony F. Dewey, The "D" Rate Change Stamps of 1985, Single Frame – Large Gold, APS Medal of Excellence for Post-1980 Material.

Anthony F. Dewey, The Bridges of Hartford, 1810 to mid-1940s, Single Frame – Large Gold, AAPE Gold.

ROPEX 2017, May 19-20, Canandaigua, NY

Anthony F. Dewey, A Postal History of Hartford, Connecticut, Grand & Large Gold, Postal History Society – Best Multi-frame Exhibit of Postal History minimum 6 entries.

Larry Fillion, The United Nations' 4¢ and 11¢ World United Against Malaria Set of 1962 and their First Days, Reserve Grand & Large Gold, American First Day Cover Society Best Exhibit of First Day Covers – 2 or more qualifying exhibits with 75% or more FDCs, United Nations Philatelists, Inc. – Best Exhibit of UN, League of Nations or Related Agencies.

Larry Fillion, The W.H.O.'s "The World United against Malaria" Stamp Campaign, Gold, Collectors Club of Chicago – Exhibit of Merit Winning a Vermeil or Gold Medal and Not Winning the Grand or Reserve Grand, United Nations Philatelists, Inc. – 2nd Best Exhibit of UN, League of Nations or Related Agencies.

Anthony F. Dewey, The Bridges of Hartford, 1810 to mid-1940s, Single Frame – Grand & Gold.

Larry Fillion, Auxiliary Markings On United Nations New York FDCs Sent To Domestic United States Addresses, Single Frame – Large Vermeil, American Association of Philatelic Exhibitors Award of Honor – Excellence in Presentation Not Winning a Gold Medal, Auxiliary Markings Club – Best Exhibit of Auxiliary Markings Winning a National Silver or Higher.

Larry Fillion, Usages of the U.S. World United Against Malaria Commemorative Issue of 1962, Single Frame – Large Vermeil, American Association of Philatelic Exhibitors Award of Honor – Excellence in Presentation Not Winning a Gold Medal, United Nations Philatelists, Inc. – 3rd Best Exhibit of UN, League of Nations or Related Agencies.

Anthony F. Dewey, The "D" Rate-Change Stamps of 1985, Single Frame – Vermeil, American Philatelic Society Medal and Ribbon of Excellence – Post-1980 Material.

Rocky Mountain Stamp Show 2017, May 26-28, Denver, CO

Douglas N. & Nancy B. Clark, The U.S. 1903 Hartford Postal Stationery, Large Gold, United Postal Stationery Society – Best Multiframe Exhibit.

Alfredo Frohlich, Colombia – 1904-1905 – The World's First Inflation Rated Mail, Vermeil.

CONGRATULATIONS TO OUR EXHIBITOR MEMBERS!

A Few Major Errors on Stamps of British India

Joseph Monteiro

In philately, major errors have attracted the greatest attention. Major errors have occurred on stamps as early as 1854. A true error should be easily distinguished from those errors on stamps that have been deliberately printed. The latter arose in the early 1900s when printers found that there was a demand for these errors and that it generated a source of revenue. Discovery of major errors creates an excitement that is not very dissimilar to the excitement one witnesses when individuals go for a soccer or hockey game. The subgroup of printing errors that has generated the greatest interest are inverts, i.e. where the centre is inverted with respect to the frame or vice versa. Every philatelist dreams of finding such errors but it rarely happens. In this article, I shall describe a few major errors on Indian stamps that I have recently seen, are well known and have obtained catalogue status

Inverted Head on Queen Victoria Stamp (SG18a/SC6c)

The first major error on British India stamps, a classic and well documented stamp, is the four annas Queen Victoria stamp issued in 1854. The head of the stamp is inverted with respect to the frame of the stamp. Two colours were used in the printing process, red for the frame and blue for the head. It also happens to be one of the world's first multicoloured stamps. 'The four annas stamps were lithographed by the Survey Office in Calcutta. The lithographic printing of these stamps was done in two steps, the paper was first imprinted with the red outer frames of the design and later the blue heads were added within the frames. The First Printing began on October 13, 1854, using Head Die I and Frame Die I. There were 12 widely spaced stamps in each sheet. Exactly 206,040 stamps were printed from this Head Die I issue.'



The error was first noticed during a meeting of the Philatelic Society of London in 1874. It is believed that at least three sheets were printed with this error. This would imply that thirty-six stamps with this error were printed. However, only thirty of these errors, all from the first printing, are known to exist. All of the known errors are postally used - two (or three) are known cut square; and another 27 are cut to shape (that is, in an octagonal shape). A cover mailed to Venice with two of the errors is known to exist. Thomas Tapling purchased the item for £32 in 1890 from the Italian stamp dealer Dr Emilio Diena. A second cover is known to exist with one stamp and

was displayed at Pacific 97. These are the only two known covers with the inverted stamp.

There has been considerable controversy as to what on the stamp is inverted: the red frame of the stamp or the design of the head of Queen Victoria. The first explanation suggests that since the red frames of the stamp were printed on the sheet of paper first and then the design of head of Queen Victoria, given that the sheet with the red frames had been inadvertently placed in the press backwards, it is the red frames that were printed backward and not the design of Queen Victoria's head. The second explanation states "For many years, philatelists believed the error was the result of the frame being inverted. Since the stamps were printed on paper bearing an unusual coat-of-arms watermark which covered the entire sheet, the watermark position showed later experts that the head, and not the frame, was inverted." Numerous forgeries of this stamp exist [1].

Inverted Surcharge on King George V Stamp (SG195a/SC105a)

The green half anna King George V stamp from the 1921-1926 definitives was overprinted with the surcharge ¼ (4 below the one). Some of these stamps were found with the surcharge inverted. Two reasons for the inverted surcharge could exist. First, the plate applying the surcharge was inverted or placed upside down or the pane of printed stamps on which the surcharge was to be applied was placed upside down. There are also reasons why an invert can occur if only one row or column or one of the surcharge denominations on the plate making the surcharge was inverted, the reason for these invert is therefore very different. Existence of large blocks with the inverted error rules out the latter reasons. How many such errors exist depends on the pane format and the number of panes that were printed with this error. Each pane consists of 192 stamps. Therefore if one pane was printed with such an error then 192 errors were printed.



Incorrect Surcharges on King George V Stamp (SG192a-b/SC104a-b)

A major error that is catalogued is the incorrect surcharge printed on the one anna carmine stamp of King George V from the 1921-1926 definitives. The normal surcharge applied in black to this stamp was "NINE PIES" with a bar at the bottom. "NINE" appears at the top of the stamp and "PIES" appears at the bottom. Below PIES is a bar defacing the original denomination in words and numerals. Some stamps were found with the incorrect surcharge "NINE NINE", with a bar at the bottom. The illustration shows this error.



Another major error of this stamp that is also catalogued is the incorrect surcharge printed on the one anna carmine stamp of King George V from the 1921-1926 definitives. Some stamps were found with the incorrect surcharge, "PIES PIES" with a bar at the bottom. The illustration shows this error.

Any guess as to why these errors occurred? If you cannot guess do not worry, as the explanation is not the usual one that comes to mind. Both these errors came from the same pane of stamps. It appears that one of the plates that applied this

surcharge was incorrectly made. One row had the word NINE twice and one row had the word PIES twice. As a result, these errors were overprinted on the pane of stamps. The row that had the NINE twice is from the second row after the first gutter (or 6th row of stamps). The row that had the PIES twice is from the fourth row before the first gutter. A picture is worth a thousand words and the illustration makes it clear the configuration and format in which these errors occurred.

Any guess as to how many errors of each were printed? How many of each error were printed depends on the format of the pane of stamps and the number of panes printed. The format of the panes is 12 rows of 16 columns (i.e. 192 stamps per pane). After four rows of stamps between the stamps in the pane appears a gutter. Therefore sixteen errors of each were printed per pane. It is not known how many panes with these errors were printed. If one pane was printed then sixteen errors of each exist; if five panes were printed then eighty errors of each stamp exist.

Double Print or Double Surcharge on King George V Stamp (SG158/SC81), (SG192c/SC104), (SG073?/SC107?) and (SG0102a/070a)

The most common types of double print that have been found are: a doubling of the design or part of the design; and a doubling of the surcharge that has been applied to a stamp. The latter appears to be more common on British Indian stamps and only a few are examined.

Double Print of the Design

A doubling of the design was found on the green half anna King George V stamp from the 1921-1926 definitives. The entire design appears printed twice. The slight shift in the design is quite pronounced and visible with the naked eye. For many years it was believed to be a major error. However, later on, it was decided that this was printer's waste.



Any guess why these errors occurred? The most common reason is that the plate made a second strike on the paper either because the pane of paper on which the stamps was printed did not advance or the printing machine made a second erratic strike (machine was turned off and restarted or variation in electrical power, etc.). Another reason that has been put forward is that the pane of stamps on which the paper was being printed shifted when the impression was being applied creating a second impression.

Any guess as to how many errors of each were printed? Again this depends on the format in which the stamps were printed. If the format was 192 stamps then 192 were printed per pane. It is assumed that the stamps were printed one pane at a time and not more than one pane per sheet.

Double Print of the Surcharge


A doubling of the surcharge has appeared on several stamps. I shall describe three such surcharges.



First, a doubling of the surcharge was found on the one anna carmine stamp of King George V stamp from the 1921-1926 definitives described earlier. The normal surcharge applied in black to this stamp was “NINE PIES” with a bar at the bottom. “NINE” appears at the top of the stamp and “PIES” appears at the bottom. Below PIES is a bar defacing the original denomination in words and numerals. The surcharge appears with a faint impression of a double surcharge like a ghost print or when a pane of stamps is pulled from the printer before the ink is dried. I do not believe that this was caused by a second impression of the plate applying the surcharge [2].



Second, a doubling of the surcharge was found on the one and half annas chocolate colored King George V “service” stamp from the 1921-1926 definitives. It is worthwhile noting that this is the one and half annas (service) chocolate stamp and not the one and half anna (service) chocolate stamp. The normal surcharge applied in black to this stamp was “ONE ANNA” at the centre bottom of the stamp with two lines at the bottom covering the original value of the stamp and a shorter and thicker bars at the top two corners of the stamp covering the original numeral denomination of the stamp. It appears that the SERVICE surcharge was done simultaneously from the error. The doubling also is with regard to the SERVICE surcharge. The second surcharge is quite visible, being a few millimetres higher than the first surcharge. The doubling in this case was caused by a strike of the plate applying the surcharge unlike the doubling described for the one anna. The reason for this error is a strike of the plate again before the paper moved fully or because of a malfunction of the printer or variation in electric power causing a second strike. How many such errors exist depends on the pane format and the number of panes that were printed with this error. Each pane consists of 192 stamps (16 rows and 12 columns). Therefore, if one pane was printed with such an error then 192 errors were printed [3].



Third, a doubling of the surcharge was found on the 15 Rupees (Service) stamp of King George V stamp from the 1911-1923 definitives. The normal surcharge applied in black to this stamp was “ONE RUPEE” (in two lines) with a bar at the bottom over the denomination of 15 Rs. The second surcharge is quite visible, being a few millimetres above of the first surcharge. The doubling in this case was caused by a strike of the plate applying the surcharge unlike the doubling described for the one anna stamp. The reason for this error is the same as that described in the previous paragraph. How many such errors exist depends on the pane format and the number of panes that were printed with this error. Each pane consist of 120 stamps (12 rows and 10 columns). Therefore if one pane was printed with such an error then 120 errors were printed [4].

Misplaced Surcharge on King George V Stamp (SG192?/SC104?)

The misplaced surcharge was found on the green half anna King George V stamp from the 1921-1926 definitives described earlier. The stamp was overprinted with the surcharge ¼ as described earlier. Stamps were found with the surcharge misplaced at the bottom rather than at the centre. More extreme examples of this misplacement exist with the 1 appearing at the bottom of the stamp and 4 appearing at the top of the stamp. Each pane consists of 192 stamps. Therefore if one pane was printed with the misplaced surcharge then 192 stamps with these errors were printed.



Missing Surcharge on One Stamp of a Pair (SG192?/SC104?)

The missing surcharge was found on the green half anna King George V stamp from the 1921-1926 definitives described earlier. The normal overprint was with the surcharge ¼. Pairs of stamps were found with the surcharge missing from the left stamp, so that the left stamp did not have the surcharge and the right stamp had the surcharge. Examples have appeared from the left side of the pane, suggesting that the entire leftmost column of the pane did not receive the surcharge. The reason for the error could be that the pane or plate surcharging the stamp was misplaced or the first column of stamps was

folded under the pane of stamps. If this is so, then given the format of the pane 12 rows by 16 columns, then as many as sixteen such error pairs were printed.

Conclusion

The printing errors described above are quite dramatic and visible with the naked eye. These types of errors on stamps are one class of printing errors that have appeared on stamps. For philatelists interested in these types of errors, many more exists on British Indian stamps that have been surcharged. The first Queen Victoria stamp with the inverted head is truly very impressive and numerous forgeries of this stamp are known to exist.✪

Bibliography

- [1] See www.wikipedia.org; D. R. Martin and E. A. Smythies, *The Four Annas Lithographed Stamps of India, 1854-55* London, Philatelic Society of India and Stanley Gibbons Ltd. (1930), pages 36-8; Robson Lowe, *Encyclopedia of British Empire Postage Stamps*, vol. III, p. 171; E. D. Bacon, *The Essays, Proofs and Reprints of the first issued Postage Stamps of British India of 1854-55*. Third edition, 1927 (with supplement in P.J.I, 1933), page 19; and Leslie L. R. Hausburg, *The Postage and Telegraph Stamps of British India ... Part I. Postage Stamps*, RPSL and Stanley Gibbons, London (1907)..
- [2] See major auction catalogues on the web.
- [3] Stamp and picture shown on eBay.
- [4] www.delcampe.net.

Ludwik Leyzer Zamenhof, Inventor of Esperanto

Stanley J. Robboy

Ludwik Leyzer Zamenhof (15 December 1859 – 14 April 1917) was a Jewish physician, who while still in school in 1873, developed the language called Esperanto¹. Described as “universal, pacifist, and bridge-building”, it ultimately failed to become a language of humanity.

In 1922 the League of Nations had pledged “to take up the question of a world language”². The early Esperantists had a messianic fantasy: If everybody could speak the same language, then everybody would actually understand one another. In this way, wars and bloodshed might cease. As was said, “linguistic difference lay at the root of interethnic animosity. If you could solve Babel, swords would be beaten into plowshares, and the nations rescued from their strife.”

Doktoro Esperanto, translated as Dr. Hopeful, was Zamenhof’s name for himself. Despite that his language, Esperanto, never became universal, hundreds of thousands continued to use the ingenious tongue, adding their slang words, favorite songs, and even novels.

Zamenhof was an ophthalmologist from Bialystok, a town formerly part of the Russian Empire, and now, part of Poland. The city was about 70 percent Jewish. Zamenhof was natively bilingual in Yiddish and Russian. He was knowledgeable in the Belorussian "dialect" of his hometown, German, French, Hebrew and even Polish. In school, he also learned Latin, Greek, and Aramaic and later even some English. He also was familiar with Lithuanian and Italian. With this background, Esperanto could promote the peaceful coexistence of different people and cultures.

Esperanto was linguistic simplicity incarnate. Words consisted of a root, usually a Latinate one, to which was added an -o for a noun, -e for an adverb and -a for an adjective. The Esperantic roots remained invariable, unlike most Indo-European languages. Like today’s Wiki users, any person could add words, keeping the style fresh, familiar and accessible.

Zamenhof never conceived that Esperanto would be a native tongue. Rather, he hoped it would serve as a second



language, which might form a bridge between speakers of different languages. Ultimately, the global reach of English killed the Esperantist utopia.

Zamenhof and his wife Klara raised three children. All three, Adam, Sofia and Lidia, died in the Holocaust.

Twelve countries have honored Zamenhof with stamps showing his portrait. The 1927 stamps from Russia are found as singles, watermarked imperforate, unwatermarked imperforate, inverted portrait with misperforations, and vertical pair with horizontal imperforation. 🌟

Stamps with Zamenhof's Portrait

Brazil	1945	C61
Brazil	1945	626
Brazil	1960	905
Bulgaria	1957	974
Bulgaria	1960	1092
Bulgaria	1962	1235
Bulgaria	1987	3231
Croatia	1997	331
Cuba	1987	2926
Germany (DR)	1987	2617
Hungary	1957	C171
Israel	2010	1833
Israel	2006	1660
Lithuania	2005	795
Poland	1959	859-860
Poland	1987	2811
Russia	1927	373-374
Slovenia	2016	
Surinam	1987	761

Bibliography



- [1] Ludwik Leyzer Zamenhof, https://en.wikipedia.org/wiki/L._L._Zamenhof
- [2] Mikies, A, 2016, <http://www.tabletmag.com/jewish-arts-and-culture/books/216065/secret-language-of-george-soros>

Added Perforations Ed Silver

Over the years, I've seen my share of EFO perforation miscues – perf shifts, weirs or crazy perfs (caused by sheets being folded prior to the perforating process). Even stamps that went through the perforating equipment twice. Two sheets (Scott 2400 and Scott 3316) came to my attention and looked like perfs were added to the sheets. I believe that Scott 2400 was produced by the Bureau while Scott 3316 was produced by the Banknote Company. Both sheets appear to have original gum; the Scott 3316 has mild creases but no foldovers.

In the interest of space, I am showing only photocopies of the Scott 2400. Note that the sheet has normal horizontal and vertical perfs but there are added perfs at an angle, not the same size as the stamps. Some of the added perfs are incomplete. The perf holes do not appear to measure the same size as the normal perfs. You get a different perspective by focusing your attention to the gummed size of the sheet.

Several questions come to mind: Are the sheets genuine EFOs? Were these sheets fraudulently made to fool collectors? If genuine, were they sold via post office or are they really “waste” that snuck out of the back door? Whether genuine or not, how were the added perfs made? What are the odds that one owner was able to obtain two sheets with added perfs? 🌟





Scott 653 from 1929: Left side: Center stamp of second row shows damaged face - mark on left side of lip and nose. Right side: Center stamp of second row shows re-cut face. Above are enlargements of stamps in question,





Detail from a complete sheet of 100 of the 19p stamp from the Great Britain 1996 Robert Burns set with the perforations in column 7 shifted up. This is an unusual type of misperf that we don't see on US stamps due to a different method of

perforating, so I thought our members would be interested to see it. Scan courtesy of Bill Barrell, Ltd. www.barrell.co.uk.

Dave Hunt



GB has long used comb perforations, starting with the first stamps. This St. Vincent sheet was printed in the UK. It shows a skipped row of perforations, courtesy of John Hotchner.

Auction 148 Highlights

David Hunt

Auction 148 contains a group of reverse-printed varieties of the 1943-44 Overrun Countries issue. As I remember there were mixed feelings about these varieties when they popped into the philatelic scene 15 or 20 years ago, but time heals all, I guess, and these have become part of the hobby. Three of these Overrun Countries varieties are on FDCs, and it seems to me you don't often see FDCs of EFOs and varieties.


One of my favorite subspecies of EFOs is where the denomination of the stamp is missing due to a perf shift, color shift or color omission. The auction has two nice examples of that type in lots 21 and 41.

At first glance you might think lot 45 is a perf shift, but if you look closely you can see the yellow background is properly registered with respect to the perfs. In fact, it is the dark (engraved) colors that are shifted. Lot 89 is similar – the tan background is where it should be and it is the black engraved printing that is shifted up.

Lot 120 is a great rarity. There have been a few lots in past auctions that were miscut resulting in more than 10, but usually less than 11, stamps in a column. This lot is a remarkable 11 1/3 stamps high. Only one sheet is known with this size miscut

so there can be only 10 vertical columns, thus this lot represents 20% of the known supply.

Lot 5 is an interesting splice. The perfs between the two center stamps appear to be separated and those two stamps are covered with a clear adhesive tape. What I wanted to point out here, is that there is also a paper patch on the reverse (see figure). The paper patch is perforated together with the coil stamps, but has a second set of perforations which do not line up with any on the coil strip. Was this a piece of printer's waste used to patch the split? 🌟



THE EFOCC RELIES ON MEMBERS'
RECRUITING NEW MEMBERS. PLEASE
ADVERTISE THE EFOCC AT LOCAL STAMP
CLUB MEETINGS.

Manufactured Varieties?



Spain 397, 398, 399



Spain C18



Spain CE1 normal & missing URGENTE overprint

Spain C22 & C28 with MUESTRA overprint

This is a follow-up to John Hotchner's *Perforations* in issue 170 (January-March 2013), titled "Even Manufactured Varieties Can Be a Challenge! Try the Spanish Lindbergh Air, Scott C56"


The 1930 Spanish Goya set of 32 values carries the following annotation in the Scott catalog: "These were privately produced. Their promoters presented a certain quantity of these *labels* to the Spanish postal authorities, who placed them on sale and allowed them to be used for three days, retaining the money obtained from the sale." Considering the circumstances, there are fewer varieties than the C56. They are found imperf (value about 6x the regular stamps), partially imperf, with C.U.P.P. (Congres de l'Union Postale Panamericaine) overprints (value 2x the regular stamps), with MUESTRA overprints and few color "errors".

Philatelic Foundation Identifies Modern Counterfeits

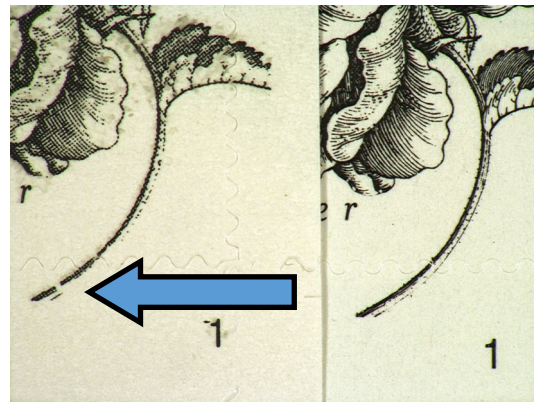
The PF received a submission of two recently issued United States stamps seeking their certification as untagged errors. The first stamp was a full pane of 20 of the two image self-adhesive Love Heart Forever stamps, Scott ##4955-56; and the second, a full pane of 20 of the self-adhesive Rose and Heart stamp, Scott #4959. Both stamps had serpentine die cut perforations; both were gummed with self-adhesive and were affixed to backing paper. The full panes included plate numbers, postal service text on the reverse side and a bar code. In sum, at first blush, all of these stamps possessed the correct indicia of genuinely produced postal issues.

The expertizing process began with a determination as to whether the stamps were untagged. Under the appropriate wave lengths of ultraviolet light, it was confirmed that both stamps were untagged. But to the seasoned eyes of the PF's expert staff, something seemed amiss in their appearance.

Key to expertization is the ability to compare a known genuine exemplar with the subject "patient." Drawing from the PF's extensive reference collection, genuine examples of these stamps were magnified for side by side comparisons with the use of the technology afforded by the PF's VSC6000. Based a review and analysis of the stamps' images, the staff conclusively determined that both submissions were counterfeits.



Genuine at left, counterfeit at right. Note choppy appearance of "2015" year date in counterfeit.



Counterfeit at left, genuine at right. Note break in stem in selvage at bottom of counterfeit.

A recent survey by the American Philatelic Society found that 82.8% of its members selected the PF for its "Reputation," the highest percentage of any expertizing service in the United States.

For piece of mind, your valuable stamps deserve the very best expert review.

Collect with Confidence-with a PF Certificate



The Philatelic Foundation

341 West 38th Street, 5th Floor

New York, NY 10018

Phone: 212-221-6555 • Web: www.philatelicfoundation.org

Perforations – Not Spending Big Bucks – Part X

John M. Hotchner, P. O. Box 1125, Falls Church, VA 22041, jmhstamp@verizon.net

Growing like Topsy. That's what the list of inexpensive EFO categories is doing. This is Part X, and there is more to go! Incidentally, I never knew who or what "Topsy" was, so looked it up.

Turns out that (from Longman Dictionary of Contemporary English), Topsy was a small African-American girl character in the novel Uncle Tom's Cabin (written in 1851-2) by Harriet Beecher Stowe. Interesting how a specific reference like this can enter the lexicon, be universally understood – and lose its origin!

Perhaps there is a parallel to EFO collecting. We often deal with the product, and ignore the process that created it. I think one of the purposes of the EFOCC is to help us understand the causes of the material we love. Another is to dispel the myth that EFO material is expensive and exclusive to the moneyed classes. So, onward with this installment of that proof.

Color Blobs and Splatters

Ink, being liquid, is sometimes hard to control at the 100% level. So, it will get where it does not belong, and we find it on both older and more modern stamps randomly. This sort of material has no major following in the hobby, and the result is that there are no hordes of people competing for examples. The law of supply (though this material is unusual) and demand (of which there is not much) means that prices are minimal. The six items in Figure 1 are examples. Extra ink can get on the plate or on the paper, and sometimes the amount is large enough that it is smeared in the direction of travel through the press, as with the 13¢ Energy Development stamp.

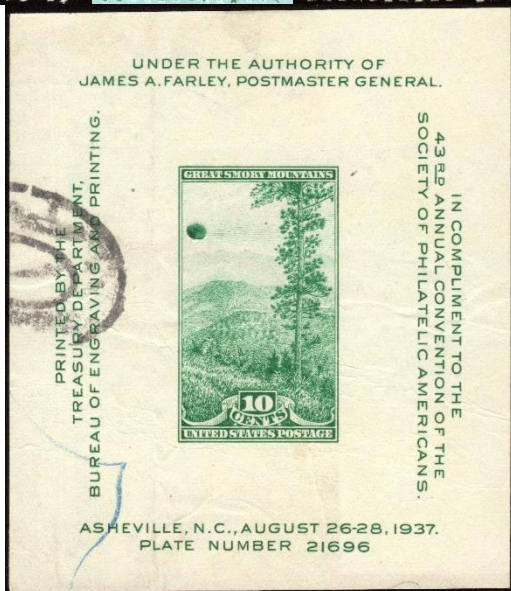
A seldom seen type of this phenomenon is the solvent spill, where some of the chemical used to clean the plate is not fully wiped off. In an earlier column (Not Spending Big Bucks, Part 4), we saw the result of a large amount of this fluid not being wiped off the plate. What results is weakened ink at the point where ink meets solvent. We have here a more unusual event – a discrete blob of solvent that was smeared from bottom to top as seen on the left vertical row of the 3¢ Moira Michael block in Figure 2.



Figure 1.



Figure 2.



While most color blobs and splatters are random in the design, and have no significance to it, that very randomness can also create interesting effects. A neat example is the 25¢ A. Philip Randolph commemorative in Figure 1. A red splatter has fallen in such a way as to make it appear that someone has planted a kiss smack on the lips.

The result of blobs and splatters can be subtle. Stamps printed on the Giori press (beginning in the mid-1950s) had a new feature – multiple colors printed from a single plate. The process worked from two or three ink troughs, one atop the other, that were the source of the ink applied to discrete areas of the plate. We talked about this in the section on Giori inking varieties in Not Spending Big Bucks, Part 3, but it belongs here also.



Figure 3.

If overfilled, a blob of ink from a trough above could fall into a trough below. In some cases, the wrong color ink would dissipate, and be hardly noticeable, but that took some time as intaglio ink is viscous. In the process, the two inks mixing could result in printing of a color other than that intended; as with the 25¢ Flag Over Yosemite in Figure 3.



Figure 4.

Another example is the 25¢ Honeybee strip in Figure 4. Here the cause is a dirty offset blanket for the yellow ink. It picked up yellow offset ink and deposited it on the web in a random pattern.

Bubbles, Hickies, Doughnuts, and Foreign Matter in the Design

The causes of these effects, a selection of which are seen in Figures 5 & 6, are varied. The block of six 6¢ America's Wool commemoratives has five of the six stamps affected by air bubbles in the light blue ink. Totally random.

The 8¢ Santa Claus has a blank area at the bottom center. There is a hard piece of foreign matter embedded in the paper that had enough mass to hold the offset blanket from depositing ink around the foreign matter.

It can also happen that a bit of foreign material is stuck on the plate or transfer blanket which will cause a flaw. Here again, we are dealing with “randomness”, and there is only one instance where examples will replicate from one printed sheet to the next; the case in which the foreign matter is stuck in or on the plate or transfer blanket for several revolutions before it is dislodged. Typically collectors will not know if they have an




Figure 5.



Figure 6.1.



Figure 6.2.

example that is repetitive, but I was lucky to find three examples of the 6¢ Hemisfair plate block (Figure 6) where the plate singles have an exact match of a “doughnut” flaw at the top of the South American continent.

A printer friend told me that these, also called “hickeys” are usually caused by a particle of dried ink. The hickey will print in the color of the ink used, but its thickness prevents the transfer of ink directly around it. Two additional examples of this phenomenon are shown above. Can you find the hickey?

Scooped Ink

Another type of printing gap is called “scooped ink”. It occurs because insufficient ink was applied to the engraved plate. Thus in the deepest depressions (marked by the darkest coloring in the issued stamps), the ink did what you were taught that liquids do (in your physics class many years ago). Picture a cup of water. The water looks level at the top, but it is actually slightly concave; shallowest in the center, and highest by a fraction around the inside of the glass. Thus, with scooped ink, the center of the incised depression did not have enough ink to print.



Figure 7.

A good example is the 1¢ 1890 Franklin shown at right in Figure 7. The normal is on the left; the variety called the “Candle Flame” is on the right. Look at the unprinted tails on the back end of the “1”s on the right-hand stamp.

Modern versions of the same phenomenon can be seen in the numerals of the stamps in Figure 8.

Variations of Wet and Dry Paper

Prior to 1954, all engraved US stamps were printed on pre-moistened paper so that it would be soft enough to be pressed into the incised recesses of the plate. Varieties can be found where the paper was excessively wet; and the ink would not



Figure 8.



Figure 9.

adhere where the water beaded. If too dry, the paper would not press into the deepest lines of the plate. The former is shown at the left in Figure 9; the latter at the right in Figure 9. As scarce as these are to find, and they are, they carry little premium value because collectors for the most part are not interested.

Blind Perforations


Simply put, blind perfs are perforations that are present – either as complete holes or partially punched holes – that cannot be seen without looking carefully. A 2¢ Americana pair is seen in Figure 10, and you can see why at first glance, the viewer cannot see the perfs, and might immediately jump to the conclusion that they are missing; creating a horizontal pair, imperf between. But to qualify as the error, there can't be any trace of perforations. Anything with a trace of perfs is a Freak only; certainly collectible, but of little value.



Figure 10.

A riff on this phenomenon is the plate block of six "Winter Sunday in Norway, Maine" 1968 Christmas stamp shown front and back in Figure 11. These stamps were printed on the Huck press; a machine that could print and finish both commemorative-sized stamps (as shown) and definitive-sized stamps, such as the 10¢ Crossed Flags issue of 1973.

The Huck press had its own dedicated perforator. Huck stamps were designed so that the commemorative size was exactly twice the size of the definitive. This allowed the perforator to be designed so that for commemorative size stamps, every other row of vertical perforations (needed for perforating definitives) could be retracted. If, however, the retraction was not done fully, blind perfs can be found by looking at the back of 6¢ Christmas stamps. Hopefully our editor will be able to do the photography so that you can see the perforation indentations from the back in Figure 11.



[Editor's note: The inset shows the back of the block of six, the center of the middle row. The blind perforations are faint and hard to see, even when examining the original stamps. The picture needed to be taken at an angle to show any blind perforations at all. Hopefully you can see them.]

Figure 11.

This will end Part X. See you next time with Part XI. ✪

If you have a question, or a possible topic for John to cover in a future issue, please write to him at P.O. Box 1125, Falls Church, VA 22041-0125, or e-mail him at jmhstamp@verizon.net.



Treasurer's Report

David Hunt
dhhunt@ptd.net



Report for the Quarter October 1 – December 31, 2016

Beginning balance:		\$5896.43
Income	Dues	\$756.00
Expenses	Printing costs	(752.90)
	Postage costs	(277.66)
Ending balance:		\$5621.87

[Editor's note: In the last issue, the quarterly statement contained some errors. We reprint it here with corrections. Sorry and heartfelt thanks to all who e-mailed, wrote or called to notify me about the mishap.]

Report for the Quarter January 1 – March 31, 2017

Beginning balance:		\$5621.87
Income	Dues	\$1428.00
	Sample	3.00
	Advertising	1000.00
Expenses	Printing costs	(680.16)
	Postage costs	(245.00)
	Auction insurance	(249.60)
Ending balance:		\$6878.11

Respectfully submitted,
David H. Hunt, Treasurer ✪

Secretary's Report

Scott Shaulis
scottshaulis@comcast.net



Deceased
1417 David Bize

New Member

David Anderson	1501
905 N. Harbor City Blvd., Apt 206	
Melbourne FL 32935-7087	

Change of Address

Ron Klimley	1413
1321 Pine Lake Way #201	
Tampa, FL 33618-8670	

Dropped for Non-Payment of Dues

1391 Nowicki
1060 Zallen
1379 Adams
1486 Osborn
1488 Sobkoviak

We lost five members this time for non-payment of dues. If anyone knows these members and can convince them to renew their membership, it would be nice to include them in our roster again. Welcome aboard to our newest member, David Anderson! If anyone would like copies of the membership application for your local stamp show or local club meeting, let me know and I will send you some. Our best recruiting tool is word of mouth through our active members!

Respectfully submitted,
Scott ✪

EFOCC Auction Rules for Consignors

Preparing Lots

Please use a blank form from a recent copy of the EFO Collector. Photocopies are fine. Please use a separate form for each lot.

Secure each lot to the front of the form; attach large lots to the reverse side. Protect all items with mounts, glassine, etc., and stiffeners, if necessary, but **be sure** item/items can be easily removed by Auction Director for examination and/or photographing. Do not use staples. Attach each item so that the description can be easily read. A simple and easy way to mount lots is to do so on dealer sales cards, or in glassines mounted face down for easy removal.

Include a reserve (minimum bid) or write "none". Lots may be revised to accurately describe items; or returned if necessary. Your name and EFOCC number must be on the consignment form, however, to preserve anonymity, these are removed from the consignment sheet before sending item to successful bidders.

Send consignments to David Hunt, 45 Fairway Drive, Denver, PA 17517. Use **insured** or **registered** U. S. Mail.

Consignor Fees

Consignor commission is 10% of the hammer price, with a minimum cost of 50 cents per lot.

Unsold lots incur a 50 cent fee per lot, and the consignor pays return postage and insurance.

Expenses and printing constraints make it impractical to picture every lot, especially those which are large in size. The EFOCC will exercise discretion in picturing lots.

Consignor Special Instructions

To save postage and labor, EFOCC can automatically re-submit unsold lots with lower minimums in a future auction, **if you instruct EFOCC clearly what to do**.

If you send duplicate or very similar lots, it is consignor's responsibility to state clearly if you would like to have these placed in different sales. Generally, EFOCC places all items received in the same sale to minimize paperwork.

Consignment/Payment Timing

EFOCC receives consignments continually and prepares them for subsequent sales, roughly on a first-in/first-out basis. However, large lots may be spread over several auctions.

After the close of each sale, unsold lots are offered to bidders on a first come-first served basis for \$1 over the reserve with no buyer's commission or postage. This increases total sales, makes more bidders happy, and sells more lots for consignors, all for very little additional effort.

EFOCC needs approximately one month after auction's closing date to determine successful bidders, prepare and mail invoices, mail lots, receive payment from winners, list after sale lots and accept their offers, etc., etc. Thus, consignors can expect to receive payment about four to six weeks after an auction closes.

Lot #	Catalog	EFOCC Auction #148 – Lot Descriptions	Cat Val	Minimum Bid
1	909c	5¢ Poland flag reverse printing, red over black. Certified by J.M. Hotchner. NH (Cat. Val. For used)	\$150.00	\$15.00
2	917a	5¢ Yugoslavia flag reverse printing, red and blue over black. Certified by J.M. Hotchner. Used. (Cat. Val. For mint)	\$40.00	\$15.00
3	917a	5¢ Yugoslavia flag reverse printing, red and blue over black. NH. April 2002 PSE certificate	\$40.00	\$20.00
4	1402	8¢ Eisenhower miscut and imperf coil pair NH		\$30.00
5	1895	20¢ Flag coil strip of four with printer's splice. Tape on front, paper on back. NH		\$24.00
6	1051	50¢ Susan Anthony pair from web splice, bottom stamp is double paper. NH		\$10.00
7	804	1¢ Washington overinked. NH		\$13.00
8	1197	DONATION 4¢ Louisiana horizontal misperforated leaves "Louisiana" off stamp NH		\$4.00
9	E13	15¢ Special Delivery with pre-printing paper fold. LH	\$40.00	\$60.00
10	E23	60¢ Special Delivery perf shift NH		\$6.50
11	805	1.5¢ Martha Washington misperforated NH		\$18.00
12	1519a	10¢ Flags imperf pair NH		\$18.00
13	528	2¢ Washington type VA multiple margin creases before perforating. NH		\$40.00
14	999	3¢ Nevada misperforated		\$25.00
15	1271	5¢ Florida black shifted down and right NH		\$12.00
16	1802	15¢ Vietnam Veterans background underinked and streaky. NH but DG		\$20.00
17	2023	20¢ St. Francis misperforated NH		\$40.00
18	1727	13¢ Movies engraved brown shifted down NH		\$7.50
19	2153	22¢ Social Security pair with gutter and part of stamp from next pane NH		\$9.00
20	516	10¢ Franklin margin single with ink smear LH		\$6.00
21	1683	13¢ Telephone bottom row single misperforated down 6.5mm so part of design and denomination are missing. NH		\$15.00
22	2471	25¢ Cape Hatteras lighthouse "25¢ USA" shifted up so half of 25 is missing. Used		\$10.00
23	1733	13¢ Captain Cook 7mm perf shift NH		\$10.00
24	1299b	1¢ Jefferson imperf coil strip of 3+ NH	\$45.00	\$20.00
25	1501	8¢ Electronics plate number single with black color shift to right NH		\$13.00
26	E15	10¢ Special Delivery plate number single with broken window variety (arrow is attached) LH		\$15.00

EFOCC Auction Rules for Bidders

How to Bid

Please bid on a consignment form from a recent EFO Collector. A photocopy is fine. Include your EFOCC membership number. For new bidders and non-EFOCC members, please include your APS membership number. Sign your bid sheet to acknowledge acceptance of the EFOCC auction rules; unsigned forms cannot be accepted. Submit bids to David Hunt, 45 Fairway Drive, Denver, PA 17517, e-mail to dhhunt@ptd.net.

Bidding Precautions

Minimum bids are not estimates, but are true reserves established by the consignors. Bids below the listed reserve will not be accepted.

Bidders are responsible for inaccurate bids. Bids do not have to be typed, but, please, be sure numbers and amounts are clearly legible. Confirm phone and e-mail bids with a written bid sheet.

Auction Bid Increments

Bid Level	Increment
\$1 to \$9.99	\$0.50
\$10 to \$49	\$1.00
\$50 to \$99	\$2.50
\$100 to	\$5.00
\$500 and up	\$10.00

Please use the following increments when bidding and/or assigning reserves to consignments. Lots are sold to the highest bidder at one advance over the second highest bid.

EFOCC reduces non-conforming bids to the next lower increment. For example, a bid of \$39.50 will be entered as \$39.00.

Special Bidding Instructions

As the EFOCC auction is a small auction, special instructions cannot be easily accommodated. EFOCC cannot accept "BUY" bids, nor "INCREASE BY...%" bids. **Please, make your final, best, and highest bid and you will get the lot at the lowest price available.**

Bidders' Payments

A 10% buyer's premium is added to the hammer price of each lot. Buyers pay postage, plus insurance on lots valued at over \$10.00.

Payment is due upon receipt of invoice. If you will be out of town for a while just after an auction closes, or are moving to your summer home about that time, please let EFOCC know at the time you place your bids.

Returning Lots

Within five (5) days of receipt of awarded lots, you may return any lot which is not described correctly provided such lot is still in its original condition. If an expertizing certificate is a condition of bidding, please inform EFOCC of this before auction closes.

One Final Request

Please **bid generously on donation lots** whose monies go entirely to the benefit of the EFOCC.

27	1770	15¢ RFK perfect offset on back NH		\$90.00
28	C36	25¢ Airmail overinked block of four NH		\$17.00
29	E15	10¢ Special Delivery vertical pair, top stamp double paper. Bottom stamp with small thins. LH		\$15.00
30	E15	10¢ Special Delivery pair with full gutter. Top stamp LH, bottom NH		\$15.00
31	E15	10¢ Special Delivery block of four. Misperfed and apparently cut to shape. LH		\$20.00
32	E17	13¢ Special Delivery misperfed vertical pair NH		\$15.00
33	804	1¢ Washington plate block with two (faint) partial plate number in margin NH		\$7.50
34	806	2¢ Adams corner block with "ghost" plate number in margin NH		\$10.00
35	1591	9¢ Capitol wide cut UL block with gutter and 4.5mm of stamps from next pane		\$20.00
36	1035e	3¢ Statue of Liberty misperfed marginal block NH		\$20.00
37	913a	5¢ Netherlands flag registration block of 6 with reverse printing of flag colors. June 2006 APEX certificate. NH		\$90.00
38	1856	37¢ Millikan misperfed Zip block. Left column missing subject's name and captures Zip slogan. Right column has name twice. NH		\$40.00
39	2646a	29¢ Hummingbirds imperf ABN proof. Folded between stamps 3 and 4. NH		\$300.00
40	1487	8¢ Willa Cather misperfed NH		\$12.00
41	1563	10¢ Lexington & Concord top margin misperfed. Horiz perfs shifted up 4mm cutting off legend and denomination. NH		\$20.00
42	2052	20¢ Treaty of Paris misperfed with gutter shifted down into stamp NH		\$20.00
43	1485	8¢ Robinson Jeffers color shift NH		\$13.00
44	RW42	\$5 Duck stamp small color shift up and right. NH		\$25.00
45	1203	4¢ Hammarskjold engraved colors shifted down NH		\$70.00
46	1520b	10¢ Jefferson Memorial imperf and miscut coil pair NH		\$30.00
47	1811	1¢ Quill coil line pair misperfed 4.5mm to left NH		\$7.50
48	C73	10¢ Airmail coil pair with 50% misperfed NH		\$10.00
49	2265a	21¢ Railroad Mail Car imperf pair NH		\$20.00
50	C79a	13¢ Airmail extra wide booklet pane with part plate number 34795. NH		\$30.00
51	BKC19	8¢ Airmail booklet with panes miscut showing plate numbers. Three #28116 each with 25-30% of number and two #28115 with 20% and 40% of number. NH		\$45.00
52	C78a	11¢ Airmail pane miscut to show part of plate number 32904		\$14.00
53	BKC22	11¢ Airmail booklet cut extra wide (compare to width of pane in lot 52). All three panes have extra wide right margin with full EE bars. NH		\$30.00
54	842	3¢ Jefferson coil line strip of four with part plate number 23346. NH		\$8.00
55	845	5¢ Monroe coil line strip of four with part plate number 22022. NH		\$24.00
56	843	4¢ Madison coil line strip of five with 15% of plate number 22017. NH with couple of gum disturbances		\$20.00
57	1510	10¢ Jefferson Memorial misperfed pair with both stamps extra wide. NH		\$15.00
58	1338G	8¢ Flag misperfed coil pair NH		\$15.00
59	1618c	15¢ Flag coil pair missing some of the gray - making a 5¢ stamp. NH		\$25.00
60	1895	20¢ Flag coil pair with black only lightly inked. NH		\$40.00
61	899	1¢ Defense underinked and misperfed NH		\$11.00
62	2280c	25¢ Flag imperf coil strip of four NH		\$15.00
63	2115f	22¢ Flag imperf and miscut coil pair NH		\$15.00
64	1946	C stamp underinked NH		\$30.00
65	2609	29¢ Flag misperfed strip of six with plate #14 on middle stamp NH		\$75.00
66	1625	13¢ Flag imperf coil pair NH		\$13.00
67	C73	10¢ Airmail misperfed coil line strip of five. Paper inclusion on left stamp. NH		\$60.00
68	1394	8¢ Eisenhower misperfed. Blue and red present only on perf tips. NH		\$20.00
69	1287	13¢ Kennedy. Perf shift creates "3¢" stamp. NH		\$10.00
70	C33	5¢ Airmail horiz. Strip of five from web splice. Taped on stamps 2, 3 & 4; red grease pencil rejection mark on 4. NH		\$25.00
71	1338A	6¢ Flag misperfed coil pair NH		\$9.00
72	1173	4¢ Echo 1 pair with inking smear NH		\$8.00
73	556	4¢ Martha Washington misperfed NH		\$45.00
74	530	3¢ Washington misperfed. Unused no gum.		\$10.00
75	1393	6¢ Eisenhower change of design misperfed. NH		\$10.00
76	1153	4¢ Flag plate block with two-way misperfed NH		\$90.00
77	3835	37¢ Dr. Seuss misperfed pair NH		\$40.00
78	1473	8¢ Pharmacy plate block with color shift NH		\$50.00
79	C91-2	31¢ Wright Bros. block with left stamps missing some color. NH		\$100.00
80	2239	22¢ T.S. Eliot plate block underinked at top so top legend and plate number are faint. NH		\$30.00
81	1847	4¢ Carl Schurz margin block with all stamps extra wide NH		\$11.00
82	1190	4¢ Nursing plate block with color shift NH		\$120.00
83	1338F	8¢ Flag misperfed block of six NH		\$75.00
84	915a	5¢ French flag block with reverse print - red and blue over black. 2005 PSE cert. Used.		\$90.00
85	911a	5¢ Norway flag block. 2001 PSE cert says: "...slight plate slippage in NORWAY." Result is NORWAY is doubled upwards. Top two stamps LH, bottom two are NH.		\$90.00
86	1577a	10¢ Banking and Commerce with yellow, gray and brown colors shifted down. NH		\$30.00
87	1577a	10¢ Banking and Commerce with litho colors shifted up. NH		\$15.00
88	1577a	10¢ Banking and Commerce with litho colors shifted up a bit more than previous lot. NH		\$25.00
89	1440a	8¢ Historic Preservation engraved black shifted up. NH		\$50.00
90	703	2¢ Yorktown. Two plate blocks of four with portraits shifted to right and left. NH		\$12.00
91	1213	5¢ Washington block of four with guttersnipe containing parts of two stamps from next pane. NH		\$40.00

92	1617	10c Petition misperfed coil pair. Dull gum. NH		\$10.00
93	1617	10c Petition misperfed coil line strip of three. Dull gum. NH		\$20.00
94	C63	15c Airmail misperf NH		\$15.00
95	130-1	1c Newburgh and 3c Century of Progress single stamps with pre-printing folds. NGAI		\$75.00
96	1179	4c Shiloh horiz. Pair with vert. perfs shifted 5mm left. NH		\$10.00
97	1402	8c Eisenhower misperfed coil line strip of five. NH		\$18.00
98	1510	10c Jefferson Memorial misperf with gutter. NH		\$25.00
99	J94	6c Postage Due with vignette shifted right. Shiny gum. NH		\$10.00
100	C52	7c Airmail miscut coil strip of five. 20% of plate #20648 at left. NH		\$20.00
101	1547	10c Energy Conservation color shift NH		\$9.00
102	721	3c Washington joint line coil strip of four with 20% of plate #20944 at top. LH		\$13.00
103		no lot		
104	2915B	32c Flag coil strip of four with 7mm misperf to left. NH		\$12.00
105	1743	"A" stamp misperfed line strip of five NH		\$23.00
106	1041	8c Statue of Liberty with vignette shift to right NH		\$10.00
107	1286A	112c Henry Ford bottom margin single with horiz. Perfs shifted down 5mm. EE bars captured within stamp. NH		\$13.00
108	499h	2c Washington lake. NG. Cat Val \$500 mint		\$150.00
109	405	1c Washington misperf NH		\$18.00
110	157a	2c Jackson double paper (doubled paper is folded up to display). Used		\$150.00
111	1618	13c Liberty Bell misperfed coil line pair NH		\$9.00
112	917a	5c Yugoslavia flag reverse printing, red and blue over black. NH		\$17.00
113	1031	1c Washington. Stamp with gutter and almost all of stamp from next pane. NH		\$45.00
114	2014	20c Peace Garden reverse offset NH		\$20.00
115	1735	"A" stamp misperfed single NH		\$8.00
116	1938	18c Yorktown vertical strip of ten with intaglio black shifted up. NH		\$35.00
117	2114	22c Flag block of 8 missing some of the blue due to inking roller misalignment, NH		\$50.00
118	1094	4c Flag plate block with shifted vertical perfs NH		\$90.00
119	1509	10c Flags plate strip of 20 with red shifted up. NH		\$150.00
120	1509	10c Flags strip of twenty, 11 1/3 stamps high from the only sheet known		\$300.00
121	740	1c National Parks plate block of ten with crazy perfs at UL. NH		\$35.00
122	740	1c National Parks block of 10. Foldover causes crazy perfs at UR. Perfs reinforced with hinges in several places.		\$30.00
123	1455	8c Family Planning plate block with black intaglio shifted right. Plate number is nearly cut off. NH		\$75.00
124	1555a	10c D.W. Griffith margin single with engraved brown omitted. NH	\$500.00	\$250.00
125	1615Ce	8.4c Piano precanceled coil strip of four, imperf between center stamps. NH		\$35.00
126	909c	5c Poland flag FDC, reverse printing of red over black. Certified by J. M. Hotchner. Cat val \$150 used.		\$40.00
127	917a	5c Yugoslavia Flag FDC, reverse printing of red and blue over black. Cat val \$40 mint, unpriced used/FDC. 2005 APEX certificate.		\$25.00
128	920a	5c Denmark FDC with UL corner block of four. Reverse printing of red over black. Cat val \$150 for used single. 2006 APEX certificate.		\$90.00
129	UX40a	1c Jefferson postal card with surcharge vertical. NH	\$7.00	\$2.50



AUCTION 148 CLOSES ON JUNE 30TH, 2017

AUCTION 148 CLOSES ON JUNE 30TH, 2017 VIEW LARGE PICTURES OF LOTS AT [HTTP://WWW.EFOCC.ORG](http://www.efocc.org)



AUCTION 148 CLOSING ON JUNE 30TH, 2017 VIEW LARGE PICTURES OF LOTS AT [HTTP://WWW.EFOCC.ORG](http://www.efocc.org)



AUCTION 148 CLOSES ON JUNE 30TH, 2017



76



78



80



82



77



79



81



83



84



87



88



89



85



86



89



90



86



89



91

VIEW LARGE PICTURES OF LOTS AT [HTTP://WWW.EFOCC.ORG](http://www.efocc.org)

AUCTION 148 CLOSES ON JUNE 30TH, 2017

VIEW LARGE PICTURES OF LOTS AT [HTTP://WWW.EFOCC.ORG](http://www.efocc.org)





EFOCC Auction Bid Sheet

Name: _____ EFOCC #: _____ *New Bidders.....APS Membership appreciated: _____*
 Address: _____ Phone: (____) _____ *Please limit my purchases to: _____*
 City: _____ State: _____ Zip: _____ \$ _____

Please execute the following bids for me in EFOCC Auction # _____

 {Signature - all bid sheets must be signed} {Date} **Earliest postmark wins tie bids!!**

Lot#	Bid	Lot#	Bid	Lot#	Bid	Lot#	Bid	Lot#	Bid	Lot#	Bid

Postage will be charged to the bidder. A 10% buyer's premium will be added to successful bids.
 Mail bid sheets to: David Hunt, 45 Fairway Drive, Denver, PA 17517 or email to: dhhunt@ptdprolog.net

Editor's note: We will have a copy of the Auction consignment form in the next issue of The EFO Collector. If you need a copy, please e-mail or write to your Editor.

For over 60 years...



American philately's #1 dealer in major errors.



Now also your source
for investment grade
U.S. classics.

Jack Nalbandian, Inc.

Post Office Box 71
East Greenwich RI 02818
Toll Free: (877) 742-6168
Phone: (401) 885-5020
nalbandianj@earthlink.net
www.nalbandstamp.com